

**MONTHLY REPORT OF DISBURSEMENTS
For the Month of MAY 2016**

Department : Other Executive Offices
 Agency/Operating Unit : Games and Amusements Board
 Operating Unit : National Capital Region
 Organization Code : 260100000000
 Funding Source Code : 01101101



PARTICULARS	CURRENT YEAR BUDGET					PRIOR YEAR'S BUDGET										TOTAL	TRUST LIABILITIES				GRAND TOTAL					Remarks
	PS	MOOE	Fin. Exp.	CO	TOTAL	PRIOR YEAR'S A/P					CURRENT YEAR'S A/P						PS	MOOE	CO	TOTAL	PS	MOOE	Fin. Exp.	CO	TOTAL	
						PS	MOOE	Fin. Exp.	TOTAL	Sub-Total	PS	MOOE	Fin. Exp.	CO	Sub-Total											
(1)	(2)	(3)	(4)	(5)	(6)=(2+3+4+5)	7	8	9	10	11=(7+8+9+10)	12	13	14	15	16=(12+13+14+15)	17=(11+16)	19	20	21	22=(19+20+21)	23	24	25	26	27=(23+24+25+26)	28
Notice of Cash Allocation					8,892,465.42					0.00					-					0						8,892,465.42
MDS Checks issued	1,753,165.57	341,491.78			2,094,657.35					0.00					-					0						2,094,657.35
Advice to Debit Account	6,338,563.42	453,885.65			6,792,449.07					0.00					-					0						6,792,449.07
Tax Remittance Advices Issued	526,856.38	18,475.54			545,333.92					0.00	595,902.63	18,442.53			614,345.16	614,345.16				0						545,333.92
Cash Disbursement Ceiling					0.00																					
Non-Cash Availment Authority					0.00																					
TOTAL	8,618,587.37	813,852.97	-	0.00	9,432,440.34						595,902.63	18,442.53			614,345.16	614,345.16				0						9,432,440.34

SUMMARY:

	Previous Report (APRIL)	This month (MAY)	As of Date	Previous Report ()	This month (January)	As of Date
Total Disbursement Authorities Received						
NCA	7,634,160.00	8,873,326.00	32,491,477.00	7,634,160.00	8,892,465.42	32,490,762.56
Working Fund	0.00	19,139.42		0.00	8,887,106.42	32,485,403.56
TRA	489,115.43	545,333.92	2,424,476.61	489,115.43	5,359.00	5,359.00
CDC						
NCAA						
Others (CDT, BTr, Docs Stamp, etc.)						
Less: Notice of Transfer Allocations (NTA)* issued						
Total Disbursements Authorities Available	7,634,160.00	8,892,465.42	32,490,762.56	7,634,160.00	8,892,465.42	32,490,762.56
Less: Lapsed NCA						
Disbursements*	7,615,020.58	8,887,106.42	32,485,403.56	7,615,020.58	8,887,106.42	32,485,403.56
Balance of Disbursements Authorities as of to date	19,139.42	5,359.00	5,359.00	19,139.42	5,359.00	5,359.00

Notes: The use of NTA is discouraged
 *Amounts should tally

Certified Correct:
MA. ELVIRA R. PETALCORIN
 Agency Chief Accountant
 Date: July 26 2016

Approved by: 
ABRAHAM KANLIL B. MITRA
 CHAIRMAN
 Date: July 26, 2016 

MONTHLY REPORT OF DISBURSEMENTS
For the Month of May 2016

Department : Other Executive Offices
 Agency/Operating Unit : Games and Amusements Board
 Operating Unit : National Capital Region
 Organization Code : 260100000000
 Funding Source Code : 104372


PARTICULARS	CURRENT YEAR BUDGET					PRIOR YEAR'S BUDGET					TOTAL	TRUST LIABILITIES				GRAND TOTAL					Remarks						
	PS	MOOE	Fin. Exp.	CO	TOTAL	PRIOR YEAR'S A/P			CURRENT YEAR'S A/P					PS	MOOE	Fin.	CO	TOTAL	PS	MOOE		Fin.	CO	TOTAL			
						PS	MOOE	Fin. Exp.	TOTAL	Sub-Total		PS	MOOE												Fin. Exp.	CO	Sub-Total
(1)	(2)	(3)	(4)	(5)	(6)=2+3+4+5	7	8	9	10	11=(7+8+9+10)	12	13	14	15	16=(12+13+14+15)	17=(11+16)	19	20	21	22=(19+20+21)	23	24	25	26	27=(23+24+25+26)	28	
Notice of Cash Allocation					1,000,540.66																					1,000,540.66	
MDS Checks Issued		305,152.21			305,152.21																					305,152.21	
Advice to Debit Account		345,527.46			345,527.46																					345,527.46	
Tax Remittance Advices Issued		28,247.62			28,247.62							12,368.49				12,368.49										28,247.62	
Cash Disbursement Ceiling																											
Non-Cash Availment Authority																											
TOTAL		678,927.29			678,927.29							12,368.49				12,368.49										678,927.29	

SUMMARY:

	Previous Report (April)	This month (May)	As of Date		Previous Report (March)	This month (April)	As of Date
Total Disbursement Authorities Received				Total Disbursements Program	3,024,267.09	1,000,540.66	5,376,813.24
NCA	1,345,893.00	800,000.00	5,376,893.00	Less: *Actual Disbursements	3,024,187.33	650,679.67	5,026,952.25
Working Fund	-	200,540.66		(Over) Under spending	79.76	349,860.99	349,860.99
TRA	64,629.74	28,247.62	94,532.20				
CDC							
NCAA							
Others (CDT,BTr, Docs Stamp, etc.)							
Less: Notice of Transfer Allocations (NTA)* Issued							
Total Disbursements Authorities Available	1,345,893.00	1,000,540.66	5,376,813.24				
Less: Lapsed NCA Disbursements*	1,145,352.34	650,679.67	5,026,952.25				
Balance of Disbursements Authorities as of to date	200,540.66	349,860.99	349,860.99				

Notes: The use of NTA is discouraged
 *Amounts should tally

Certified Correct:
MA. ELVIRA R. PETALCORIN
 Agency Chief Accountant
 Date: July 26, 2016

Approved by: 
ABRAHAM KAHILIL B. MITRA
 CHAIRMAN
 Date: July 26, 2016 