

QUARTERLY PHYSICAL REPORT OF OPERATION
As of the Quarter Ending September 30, 2014

Department : OTHER EXECUTIVE OFFICES
 Agency : GAMES AND AMUSEMENTS BOARD
 Operating Unit : _____
 Organization Code (UACS) : 26 010 00 00000

	Current Year Appropriations
	Supplemental Appropriations
	Continuing Appropriations
	Off-Budget Account


Particulars	UACS CODE	Physical Targets					Physical Accomplishments					Variance as of Sep. 30, 2014	Remarks
		1st Quarter	2nd Quarter	3rd Quarter	4th Quarter	Total	1st Quarter	2nd Quarter	3rd Quarter	4th Quarter	Total		
1	2	3	4	5	6	7=(3+4+5+6)	8	9	10	11	12=(8+9+10+11)	13	14
Part A													
I. Operations	3 00 00 0000												
MFO 1 - REGULATION SERVICES	3 01 00 0000												
PI Set 1: Licensing/Registration	3 01 01 0000												
No. of license applications from professional sports practitioners.	3 01 01 0001	2,444	726	382		3,552	2,066	752	177		2,995	(557)	
No. of permits applications for the holding of events.	3 01 01 0002	820	318	318		1,456	1,004	298	206		1,508	52	
Percentage of licensees and permittees with one or more reported violations	3 01 01 0003	0	0	0		0	0	0	0		0		
No. of licenses and permits acted upon within two days upon receipt of application.	3 01 01 0004	3,264	1,044	700		5,008	3,070	1,050	383		4,503	(505)	
PI Set 2: Monitoring	3 01 02 0000												
No. of inspections and investigations undertaken.	3 01 02 0001	7,515	7,227	7,227		21,969	7,484	7,292	7,051		21,827	(142)	
Percentage of inspections and investigations that result in a detected violation	3 01 02 0002	0	0	0		0	0	0	0		0		
Percentage of licensed persons and registered entities subject to at least 2 inspections in the last 2 years	3 01 02-0003	100%	100%	100%		100%	100%	100%	100%		100%		


QUARTERLY PHYSICAL REPORT OF OPERATION
As of the Quarter Ending September 30, 2014


Department : OTHER EXECUTIVE OFFICES
 Agency : GAMES AND AMUSEMENTS BOARD
 Operating Unit : _____
 Organization Code (UACS) : 26 010 00 00000

	Current Year Appropriations
	Supplemental Appropriations
	Continuing Appropriations
	Off-Budget Account

Particulars	UACS CODE	Physical Targets					Physical Accomplishments					Variance as of Sep. 30, 2014	Remarks
		1st Quarter	2nd Quarter	3rd Quarter	4th Quarter	Total	1st Quarter	2nd Quarter	3rd Quarter	4th Quarter	Total		
1	2	3	4	5	6	7=(3+4+5+6)	8	9	10	11	12=(8+9+10+11)	13	14
PI Set 3: Enforcement	3 01 03 0000												
No. of enforcement actions undertaken	3 01 03 0001	26	56	90		172	35	38	42		115	(57)	
No. of license holders/registered entities and permit holders with two or more violations recorded over the last 3 years as a percentage of the total number of violators.	3 01 03 0002	0	0	0		0	0	0	0		0		
Percentage of enforcement actions that are resolved within 7 days.	3 01 03 0003	100%	100%	100%		100%	100%	100%	100%		100%		

Prepared By:

 OFELINA C. ARTUGUE
 Planning Officer
 Date: November 24, 2014

In coordination with:

 MA. LUZ S. ENDINA
 Budget Officer
 Date: November 24, 2014

Approved by:

 JUAN RAMON R. GUANZON
 Agency Head
 Date: November 24, 2014