

**MONTHLY REPORT OF DISBURSEMENTS**  
For the Month of June , 2014

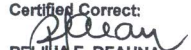
Department : Other Executive Offices  
 Agency/Operating Unit : Games and Amusements Board  
 Operating Unit : National Capital Region  
 Organization Code : 26010000000  
 Funding Source Code : 0104372


PART I	CURRENT YEAR BUDGET					PRIOR YEAR'S BUDGET										TOTAL	TRUST LIABILITIES				GRAND TOTAL				Remarks											
	PS	MOOE	Fin. Exp.	CO	TOTAL	PRIOR YEAR'S A/P				CURRENT YEAR'S A/P							PS	MOOE	CO	TOTAL	PS	MOOE	Fin. Exp.	CO		TOTAL										
						7	8	9	10	11=(7+8+9+10)	12	13	14	15	16=(12+13+14+15)												17=(11+16)	19	20	21	22=(19+20+21)	23	24	25	26	27=(23+24+25+26)
(1)	(2)	(3)	(4)	(5)	(6)=2+3+4+5																															28
Notice of Cash Allocation		3,370,256.60			3,370,256.60																															3,370,256.60
MDS Checks Issued		3,360,844.73			3,360,844.73																															3,360,844.73
Advice to Debit Account																																				
Tax Remittance Advices Issued		9,048.85			9,048.85																															9,048.85
Cash Disbursement Ceiling																																				
Non-Cash Availment Authority																																				
TOTAL		3,369,893.58			3,369,893.58																															3,369,893.58

**SUMMARY:**

	Previous Report (May)	This month (June)	As of Date	Previous Report (May)	This month (June)	As of Date
Total Disbursement Authorities Received						
NCA	3,579,600.00	760,000.00	6,971,100.00	Total Disbursements Program	4,503,135.38	3,370,256.60
Working Fund	923,575.38	2,610,256.60		Less: *Actual Disbursement:	1,892,918.78	3,360,844.73
TRA	120,139.80	9,048.85	140,295.47	(Over) Under spending	2,610,256.60	9,411.87
CDC						
NCAA						
Others (CDT,BTr, Docs Stamp, etc.)						
Less: Notice of Transfer Allocations (NTA)* issued						
Total Disbursements Authorities Available	4,503,175.38	3,370,256.60	6,971,100.00			
Less: Lapsed NCA Disbursements*	1,892,918.78	3,360,844.73	6,961,688.13			
Balance of Disbursements Authorities as of to date	2,610,256.60	-	-			

Notes: The use of NTA is discouraged  
 \*Amounts should tally

Certified Correct:  
  
 PELILIA F. DEAUNA  
 Agency Chief Accountant  
 Date: July 10, 2014

Approved by:  
  
 JUAN RAMON R. GUANZON  
 Chairman  
 Date: July 10, 2014

**MONTHLY REPORT OF DISBURSEMENTS**  
For the Month of June , 2014


Department : Other Executive Offices  
 Agency/Operating Unit : Games and Amusements Board  
 Operating Unit : National Capital Region  
 Organization Code : 260100000000  
 Funding Source Code : 01101101


PARTICULARS	CURRENT YEAR BUDGET				PRIOR YEAR'S BUDGET										TOTAL	TRUST LIABILITIES				GRAND TOTAL					Remarks		
	PS	MOOE	Fin. Exp.	CO	TOTAL	PRIOR YEAR'S A/P			CURRENT YEAR'S A/P							PS	MOOE	CO	TOTAL	PS	MOOE	Fin. Exp.	CO	TOTAL			
						PS	MOOE	Fin. Exp.	TOTAL	Sub-Total	PS	MOOE	Fin. Exp.	CO												Sub-Total	
(1)	(2)	(3)	(4)	(5)	(6)=2+3+4+5	7	8	9	10	11=(7+8+9+10)	12	13	14	15	16=(12+13+14+15)	17=(11+16)	19	20	21	22=(19+20+21)	23	24	25	26	27=(23+24+25+26)	28	
Notice of Cash Allocation	4,142,107.01	1,027,400.00			5,169,507.01											5,169,507.01										5,169,507.01	
MDS Checks Issued	4,141,564.05	1,027,377.07			5,168,941.12											5,168,941.12										5,168,941.12	
Advice to Debit Account																											
Tax Remittance Advices Issued	413,836.31	31,420.31			445,256.62											445,256.62										445,256.62	
Cash Disbursement Ceiling																											
Non-Cash Availment Authority																											
<b>TOTAL</b>	<b>4,555,400.36</b>	<b>1,058,797.38</b>			<b>5,614,197.74</b>											<b>5,614,197.74</b>										<b>5,614,197.74</b>	

**SUMMARY:**

	Previous Report (May)	This month (June)	As of Date	Previous Report (May)	This month (June)	As of Date
Total Disbursement Authorities Received						
NCA	8,064,500.00	5,139,848.00	33,582,348.00	Total Disbursements Program	8,068,589.36	5,169,507.01
Working Fund	4,089.36	29,659.01		Less: *Actual Disbursement	8,038,930.35	5,168,941.12
TRA	406,149.95	445,256.62	2,507,231.71	(Over) Under spending	29,659.01	565.89
CDC						
NCAA						
Others (CDT,βTr, Docs Stamp, etc.)						
Less: Notice of Transfer Allocations (NTA)* issued						
Total Disbursements Authorities Available	8,068,589.36	5,169,507.01	33,582,021.41			
Less: Lapsed NCA		565.89	892.48			
Disbursements*	8,038,930.35	5,168,941.12	33,581,455.52			
Balance of Disbursements Authorities as of to date	29,659.01	-	-			

Notes: The use of NTA is discouraged  
 \*Amounts should tally

Certified Correct:  
  
 PELINA F. DEAUNA  
 Agency Chief Accountant  
 Date: July 10, 2014

Approved by:  
  
 JUAN RAMON R. GUANZON  
 Chairman  
 Date: July 10, 2014