

**MONTHLY REPORT OF DISBURSEMENTS**  
For the Month of July , 2015


Department : Other Executive Offices  
 Agency/Operating Unit : Games and Amusements Board  
 Operating Unit : National Capital Region  
 Organization Code : 26010000000  
 Funding Source Code : 104372

PARTICULARS	CURRENT YEAR BUDGET					PRIOR YEAR'S BUDGET										TOTAL	TRUST LIABILITIES				GRAND TOTAL					Remarks		
	PS	MOOE	Fin. Exp.	CO	TOTAL	PRIOR YEAR'S A/P					CURRENT YEAR'S A/P						PS	MOOE	CO	TOTAL	PS	MOOE	Fin. Exp.	CO	TOTAL			
						PS	MOOE	Fin. Exp.	TOTAL	Sub-Total	PS	MOOE	Fin. Exp.	CO	Sub-Total													
						7	8	9	10	11=(7+8+9+10)	12	13	14	15	16=(12+13+14+15)													
(1)	(2)	(3)	(4)	(5)	(6)=2+3+4+5	7	8	9	10	11=(7+8+9+10)	12	13	14	15	16=(12+13+14+15)	17=(11+16)	19	20	21	22=(19+20+21)	23	24	25	26	27=(23+24+25+26)	28		
Notice of Cash Allocation		760,000.00			760,000.00					0						760,000.00											760,000.00	
MDS Checks Issued		182,140.31			182,140.31											182,140.31											182,140.31	
Advice to Debit Account		90,693.19			90,693.19											90,693.19											90,693.19	
Tax Remittance Advices Issued		30,898.61			30,898.61							6,037.34				30,898.61											30,898.61	
Cash Disbursement Ceiling																												
Non-Cash Availment Authority												6,037.34																
<b>TOTAL</b>		<b>303,732.11</b>			<b>303,732.11</b>							<b>6,037.34</b>				<b>309,769.45</b>											<b>303,732.11</b>	

SUMMARY:	Previous Report (June)	This month (July)	As of Date	Previous Report (June)	This month (July)	As of Date
Total Disbursement Authorities Received						
NCA	760,000.00	760,000.00	5,633,758.00	Total Disbursements Program	3,332,520.09	760,000.00
Working Fund	2,572,520.09			Less: *Actual Disbursements	3,167,174.66	272,833.50
TRA	18,703.33	30,898.61	82,033.56	(Over) Under spending	165,345.43	487,166.50
CDC						
NCAA						
Others (CDT,BTr, Docs Stamp, etc.)						
Less: Notice of Transfer Allocations (NTA)* Issued						
Total Disbursements Authorities Available	3,332,520.09	760,000.00	5,633,758.00			
Less: Lapsed NCA Disbursements*	165,345.43					
	3,167,174.66	272,833.50	5,146,591.50			
Balance of Disbursements Authorities as of to date		487,166.50	487,166.50			

Notes: The use of NTA is discouraged  
 \*Amounts should tally

Certified Correct:  
MA. ELVIRA R. PETALCORIN  
 Agency Chief Accountant  
 Date: November 16, 2015

Approved by:   
JUAN RAMON R. GUANZON  
 Chairman  
 Date: November 16, 2015

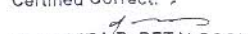
**MONTHLY REPORT OF DISBURSEMENTS**  
For the Month of July , 2015

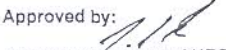
Department : Other Executive Offices  
 Agency/Operating Unit : Games and Amusements Board  
 Operating Unit : National Capital Region  
 Organization Code : 26010000000  
 Funding Source Code : 01101101

PARTICULARS	CURRENT YEAR BUDGET					PRIOR YEAR'S BUDGET										TOTAL	TRUST LIABILITIES				GRAND TOTAL					Remarks			
	PS	MOOE	Fin. Exp.	CO	TOTAL	PRIOR YEAR'S A/P					CURRENT YEAR'S A/P						PS	MOOE	CO	TOTAL	PS	MOOE	Fin. Exp.	CO	TOTAL				
						PS	MOOE	Fin. Exp.	TOTAL	Sub-Total	PS	MOOE	Fin. Exp.	CO	Sub-Total														
						7	8	9	10	11=(7+8+9+10)	12	13	14	15	16												17=(11+16)	18=(12+13+14+15)	19
(1)	(2)	(3)	(4)	(5)	(6)=2+3+4+5	7	8	9	10	11=(7+8+9+10)	12	13	14	15	16	17=(11+16)	18=(12+13+14+15)	19	20	21	22=(19+20+21)	23	24	25	26	27=(23+24+25+26)	28		
Notice of Cash Allocation	3,959,135.00	906,654.00		0.00	4,865,789.00					0.00							-				0							4,865,789.00	
MDS Checks Issued	1,527,380.37	520,291.65		0.00	2,047,672.02					0.00							-				0							2,047,672.02	
Advice to Debit Account	2,431,754.24	245,448.35			2,677,202.59					0.00							-				0							2,677,202.59	
Tax Remittance Advices Issued	419,363.05	27,360.48			446,743.53					0.00	451,945.21	25,257.19					477,202.40				0							446,743.53	
Cash Disbursement Ceiling																													
Non-Cash Availment Authority																													
<b>TOTAL</b>	<b>4,378,497.66</b>	<b>793,118.48</b>	<b>-</b>	<b>0.00</b>	<b>5,171,616.14</b>					<b>-</b>	<b>451,945.21</b>	<b>25,257.19</b>				<b>477,202.40</b>	<b>477,202.40</b>											<b>5,171,616.14</b>	

SUMMARY:	Previous Report (June)	This month ( July)	As of Date	Previous Report (June)	This month (July)	As of Date
Total Disbursement Authorities Received						
NCA	8,188,807.00	4,865,789.00	42,872,174.00	Total Disbursements Program	8,221,807.71	4,865,789.00
Working Fund	405.15			Less: *Actual Disbursements	8,221,402.56	42,731,257.81
TRA	440,778.72	446,743.53	3,115,641.44	(Over) Under spending	405.15	140,916.39
CDC						
NCAA						
Others (CDT,BTr, Docs Stamp, etc.)						
Less: Notice of Transfer Allocations (NTA)* issued						
Total Disbursements Authorities Available	8,221,807.71	4,865,789.00	42,872,174.00			
Less: Lapsed NCA	405.15					
Disbursements*	8,221,402.56	4,724,872.61	42,731,257.61			
Balance of Disbursements Authorities as of to date		140,916.39	140,916.39			

Notes: The use of NTA is discouraged  
 \*Amounts should tally

Certified Correct:   
  
 MA. ELVIRA R. PETALCORIN  
 Agency Chief Accountant  
 Date: November 16 ,2015

Approved by:   
  
 JUAN RAMON R. GUANZON  
 Chairman  
 Date: November 16, 2015