

QUARTERLY PHYSICAL REPORT OF OPERATION
As of June 30, 2016

Department : OTHER EXECUTIVE OFFICES
 Agency : GAMES AND AMUSEMENTS BOARD
 Operating Unit :
 Organization Code (UACS) : 26 010 00 00000

	Current Year Appropriations
	Supplemental Appropriations
	Continuing Appropriations
	Off-Budget Account


Particulars	UACS CODE	Physical Targets					Physical Accomplishments					Variance as of 6/30/2016	Remarks
		1st Quarter	2nd Quarter	3rd Quarter	4th Quarter	Total	1st Quarter	2nd Quarter	3rd Quarter	4th Quarter	Total		
1	2	3	4	5	6	7=(3+4+5+6)	8	9	10	11	12=(8+9+10+11)	13	14
Part A													
I. Operations	3 00 00 0000												
MFO 1 - REGULATION SERVICES	3 01 00 0000												
PI Set 1: Licensing/Registration	3 01 01 0000												
No. of license applications from professional sports practitioners.	3 01 01 0001	2,444	726	382	267	3,819	2,072	503			2,575	(1244)	
No. of permits applications for the holding of events.	3 01 01 0002	820	318	318	218	1,674	983	220			1,203	(471)	
% of licensees and permittees with 1 or more violations	3 01 01 0003	0	0	0	0	0	0	0			0		
No. of licenses and permits applications acted upon within two days upon receipt of application.	3 01 01 0004	3,264	1,044	700	485	5,493	3,055	723			3,778	(1715)	
PI Set 2: Monitoring	3 01 02 0000												
No. of inspections and investigations undertaken.	3 01 02 0001	7,515	7,227	7,227	6,937	28,906	7,674	7,368			15,042	(13864)	
% of inspections that result in a detected violation	3 01 02 0002	3	3	2	2	10	0 violation	0			0 violation		
% of licensed persons & registered entities subject to at least two (2) inspections in the last two (2) years.	3 01 02 0003	100%	100%	100%	100%	100%	100%	100%			100%		


QUARTERLY PHYSICAL REPORT OF OPERATION
As of June 30, 2016

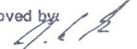
Department : OTHER EXECUTIVE OFFICES
 Agency : GAMES AND AMUSEMENTS BOARD
 Operating Unit :
 Organization Code (UACS) : 26 010 00 00000

	Current Year Appropriations
	Supplemental Appropriations
	Continuing Appropriations
	Off-Budget Account

Particulars	UACS CODE	Physical Targets					Physical Accomplishments					Variance as of 6/30/2016	Remarks
		1st Quarter	2nd Quarter	3rd Quarter	4th Quarter	Total	1st Quarter	2nd Quarter	3rd Quarter	4th Quarter	Total		
1	2	3	4	5	6	7=(3+4+5+6)	8	9	10	11	12=(8+9+10+11)	13	14
Part B													
PI Set 3: Enforcement	3 01 03 0000												
No. of enforcement actions undertaken	3 01 03 0001	35	38	42	47	162	5	7			12	(150)	
No. of license holders/registered entities and permit holders with two or more violations recorded over the last 3 years as a percentage of the total number of violators.	3 01 03 0002	2	1	1	1	5	0	0			0		
% of enforcement actions that are resolved within 7 days.	3 01 03 0003	100%	100%	100%	100%	100%	100%	100%			100%		

Prepared By:

 ROMMEL U. GUTIERREZ
 Planning Officer
 Date: July 15, 2016

In coordination with:

 MA. LUZ S. ENDINA
 Budget Officer
 Date: July 15, 2016

Approved by:

 JUAN RAMON R. GUANZON
 Chairman
 Date: July 15, 2016 