




PERFORMANCE INDICATOR - June 30, 2019

Department: Other Executive Offices
 Agency: Games and Amusements Board
 Organization Code 26 010 0000000

Particulars	UACS CODE	Physical Target (Budget Year)					Physical Accomplishment (Budget Year)					Variance	Remarks
		1st Quarter	2nd Quarter	3rd Quarter	4th Quarter	Total	1st Quarter	2nd Quarter	3rd Quarter	4th Quarter	Total		
1	2	3	4	5	6	7	8	9	10	11	12	13	14
PROFESSIONAL GAMES AND AMUSEMENTS REGULATORY	3101000000000												
OO : Fair and safe professional sports and games developed													
Outcome Indicators													
1. Increase in revenue collection from off-track betting and professional sports		4,500,000	4,500,000	4,500,000	4,500,000	18,000,000	6,063,231.54	6,398,241.19			12,461,472.73	(5,538,527.27)	
2. Percentage of license holders / registered entities and permit holders with two (2) or more violations recorded over the current year as a percentage of the total number of violators		100% (no violation)	100% (no violation)	100% (no violation)	100% (no violation)	100% (no violation)	100% (no violation)	100% (no violation)			100% (no violation)		
Output Indicators													
1. Percentage of annual inspections of licensed persons and registered entities		100% (7,515)	100% (7,227)	100% (7,227)	100% (6,937)	100% (28,906)	100% (7,753)	100% (7,200)			100% (14,953)	(13,953)	
2. Percentage of enforcement actions that are resolved within seven (7) days		100% (35)	100% (38)	100% (42)	100% (47)	100% (162)	100% (22)	100% (0)			100% (22)	(140)	
3. Percentage of licenses and permits issued within two (2) days		100% (2,800)	100% (1,000)	100% (1,000)	100% (874)	100% (5,674)	100% (2,402)	100% (2,465)			100% (4,867)	(807)	

Prepared By: 
 GUTIERREZ ROMMEL UNICO
 Planning Officer
 Date: 9/4/19 11:31 AM

In coordination with:

 RETARDO OFELINA CANOZA
 Chief Administrative Officer
 Date: 9/4/19 12:03 PM

Approved By: 
 MITRA ABRAHAM KAHLIL BLANCO
 Date: 9/4/19 12:10 PM