

STATEMENT OF APPROPRIATIONS, ALLOTMENTS, OBLIGATIONS, DISBURSEMENTS AND BALANCES  
As at the Quarter Ending March 31, 2020

Department : Other Executive Offices  
Agency/Entity : Games and Amusements Board  
Operating Unit : < not applicable >  
Organization Code : 26 010 0000000  
Fund Cluster : 01 Regular Agency Fund

X Current Year  
Supplemental  
Continuing

(e.g. UACS Fund Cluster: 01-Regular Agency Fund, 02-Foreign Assisted Projects Fund, 03-Special Account-Locally Funded/Domestic Grants Fund, and 04-Special Account-Foreign Assisted/Foreign Grants Fund)

Particulars	UACS CODE	Appropriations				Allotments				Current Year Obligations					Current Year Disbursements				Balances				
		Authorized Appropriations	Adjustments (Transfer To/From, Modification)	Adjusted Appropriations	Allotments Received	Adjustments (Reductions, Modifications)	Transfer To	Transfer From	Adjusted Total Allotments	1st Quarter Ending March 31	2nd Quarter Ending June 30	3rd Quarter Ending Sept. 30	4th Quarter Ending Dec. 31	TOTAL	1st Quarter Ending March 31	2nd Quarter Ending June 30	3rd Quarter Ending Sept. 30	4th Quarter Ending Dec. 31	TOTAL	Unreleased Appro	Unobligated Allotments	Unpaid Obligations (15-20)=(23+24)	
		3	4	5=(3+4)	6	7	8	9	10=[(8+(-)7)-5+9]	11	12	13	14	15=(11+12+13+14)	16	17	18	19	20=(16+17+18+19)	21	22	23	24
I. Agency Specific Budget		123,460,000.00	0.00	123,460,000.00	123,460,000.00	0.00	0.00	0.00	123,460,000.00	20,668,842.80	0.00	0.00	0.00	20,668,842.80	20,668,842.70	0.00	0.00	0.00	20,668,842.70	0.00	102,791,157.20	0.00	0.10
General Administration and Support	1000000000000000	78,864,000.00	0.00	78,864,000.00	78,864,000.00	0.00	0.00	0.00	78,864,000.00	11,933,699.58	0.00	0.00	0.00	11,933,699.58	11,933,699.58	0.00	0.00	0.00	11,933,699.58	0.00	66,930,300.44	0.00	0.00
General management and supervision	100000100001000	78,447,000.00	0.00	78,447,000.00	78,447,000.00	0.00	0.00	0.00	78,447,000.00	11,818,952.58	0.00	0.00	0.00	11,818,952.58	11,818,952.58	0.00	0.00	0.00	11,818,952.58	0.00	66,630,047.44	0.00	0.00
PS		30,417,000.00	0.00	30,417,000.00	30,417,000.00	0.00	0.00	0.00	30,417,000.00	6,789,250.11	0.00	0.00	0.00	6,789,250.11	6,789,250.11	0.00	0.00	0.00	6,789,250.11	0.00	23,647,749.85	0.00	0.00
MOOE		42,350,000.00	0.00	42,350,000.00	42,350,000.00	0.00	0.00	0.00	42,350,000.00	5,047,702.45	0.00	0.00	0.00	5,047,702.45	5,047,702.45	0.00	0.00	0.00	5,047,702.45	0.00	37,302,297.55	0.00	0.00
CO		5,680,000.00	0.00	5,680,000.00	5,680,000.00	0.00	0.00	0.00	5,680,000.00	0.00	0.00	0.00	0.00	0.00	0.00	0.00	0.00	0.00	0.00	0.00	5,680,000.00	0.00	0.00
Administration of Personnel Benefits	100000100002000	417,000.00	0.00	417,000.00	417,000.00	0.00	0.00	0.00	417,000.00	118,747.00	0.00	0.00	0.00	118,747.00	118,747.00	0.00	0.00	0.00	118,747.00	0.00	300,253.00	0.00	0.00
PS		417,000.00	0.00	417,000.00	417,000.00	0.00	0.00	0.00	417,000.00	118,747.00	0.00	0.00	0.00	118,747.00	118,747.00	0.00	0.00	0.00	118,747.00	0.00	300,253.00	0.00	0.00
Sub-Total, General Administration and Support		78,864,000.00	0.00	78,864,000.00	78,864,000.00	0.00	0.00	0.00	78,864,000.00	11,933,699.58	0.00	0.00	0.00	11,933,699.58	11,933,699.58	0.00	0.00	0.00	11,933,699.58	0.00	66,930,300.44	0.00	0.00
PS		30,834,000.00	0.00	30,834,000.00	30,834,000.00	0.00	0.00	0.00	30,834,000.00	6,885,997.11	0.00	0.00	0.00	6,885,997.11	6,885,997.11	0.00	0.00	0.00	6,885,997.11	0.00	23,948,002.89	0.00	0.00
MOOE		42,350,000.00	0.00	42,350,000.00	42,350,000.00	0.00	0.00	0.00	42,350,000.00	5,047,702.45	0.00	0.00	0.00	5,047,702.45	5,047,702.45	0.00	0.00	0.00	5,047,702.45	0.00	37,302,297.55	0.00	0.00
FinEx (if Applicable)		0.00	0.00	0.00	0.00	0.00	0.00	0.00	0.00	0.00	0.00	0.00	0.00	0.00	0.00	0.00	0.00	0.00	0.00	0.00	0.00	0.00	0.00
CO		5,680,000.00	0.00	5,680,000.00	5,680,000.00	0.00	0.00	0.00	5,680,000.00	0.00	0.00	0.00	0.00	0.00	0.00	0.00	0.00	0.00	0.00	0.00	5,680,000.00	0.00	0.00
Operations	3000000000000000	44,596,000.00	0.00	44,596,000.00	44,596,000.00	0.00	0.00	0.00	44,596,000.00	8,735,143.24	0.00	0.00	0.00	8,735,143.24	8,735,143.14	0.00	0.00	0.00	8,735,143.14	0.00	35,860,856.76	0.00	0.10
CO: Fair and safe professional sports and games developed		44,596,000.00	0.00	44,596,000.00	44,596,000.00	0.00	0.00	0.00	44,596,000.00	8,735,143.24	0.00	0.00	0.00	8,735,143.24	8,735,143.14	0.00	0.00	0.00	8,735,143.14	0.00	35,860,856.76	0.00	0.10
PROFESSIONAL GAMES AND AMUSEMENTS REGULATORY PROGRAM		44,596,000.00	0.00	44,596,000.00	44,596,000.00	0.00	0.00	0.00	44,596,000.00	8,735,143.24	0.00	0.00	0.00	8,735,143.24	8,735,143.14	0.00	0.00	0.00	8,735,143.14	0.00	35,860,856.76	0.00	0.10
Supervision of Professional Games and Amusements	310100100001000	27,001,000.00	0.00	27,001,000.00	27,001,000.00	0.00	0.00	0.00	27,001,000.00	5,060,180.10	0.00	0.00	0.00	5,060,180.10	5,060,180.10	0.00	0.00	0.00	5,060,180.10	0.00	21,940,819.90	0.00	0.00
PS		25,541,000.00	0.00	25,541,000.00	25,541,000.00	0.00	0.00	0.00	25,541,000.00	4,848,277.70	0.00	0.00	0.00	4,848,277.70	4,848,277.70	0.00	0.00	0.00	4,848,277.70	0.00	20,694,722.30	0.00	0.00
MOOE		1,460,000.00	0.00	1,460,000.00	1,460,000.00	0.00	0.00	0.00	1,460,000.00	213,902.40	0.00	0.00	0.00	213,902.40	213,902.40	0.00	0.00	0.00	213,902.40	0.00	1,246,097.60	0.00	0.00
Supervision of Betting During Horse Racing	310100100002000	17,595,000.00	0.00	17,595,000.00	17,595,000.00	0.00	0.00	0.00	17,595,000.00	3,674,963.14	0.00	0.00	0.00	3,674,963.14	3,674,963.04	0.00	0.00	0.00	3,674,963.04	0.00	13,920,036.86	0.00	0.10
PS		16,545,000.00	0.00	16,545,000.00	16,545,000.00	0.00	0.00	0.00	16,545,000.00	3,482,227.54	0.00	0.00	0.00	3,482,227.54	3,482,227.54	0.00	0.00	0.00	3,482,227.54	0.00	13,062,772.46	0.00	0.00
MOOE		1,050,000.00	0.00	1,050,000.00	1,050,000.00	0.00	0.00	0.00	1,050,000.00	192,735.60	0.00	0.00	0.00	192,735.60	192,735.50	0.00	0.00	0.00	192,735.50	0.00	857,264.40	0.00	0.10
Sub-Total, Operations		44,596,000.00	0.00	44,596,000.00	44,596,000.00	0.00	0.00	0.00	44,596,000.00	8,735,143.24	0.00	0.00	0.00	8,735,143.24	8,735,143.14	0.00	0.00	0.00	8,735,143.14	0.00	35,860,856.76	0.00	0.10
PS		42,086,000.00	0.00	42,086,000.00	42,086,000.00	0.00	0.00	0.00	42,086,000.00	8,328,505.24	0.00	0.00	0.00	8,328,505.24	8,328,505.24	0.00	0.00	0.00	8,328,505.24	0.00	33,757,494.76	0.00	0.00
MOOE		2,510,000.00	0.00	2,510,000.00	2,510,000.00	0.00	0.00	0.00	2,510,000.00	406,638.00	0.00	0.00	0.00	406,638.00	406,637.90	0.00	0.00	0.00	406,637.90	0.00	2,103,362.00	0.00	0.10
FinEx (if Applicable)		0.00	0.00	0.00	0.00	0.00	0.00	0.00	0.00	0.00	0.00	0.00	0.00	0.00	0.00	0.00	0.00	0.00	0.00	0.00	0.00	0.00	0.00
CO		0.00	0.00	0.00	0.00	0.00	0.00	0.00	0.00	0.00	0.00	0.00	0.00	0.00	0.00	0.00	0.00	0.00	0.00	0.00	0.00	0.00	0.00




Department : Other Executive Offices  
 Agency/Entity : Games and Amusements Board  
 Operating Unit : < not applicable >  
 Organization Code : 26 010 000000  
 Fund Cluster : 01 Regular Agency Fund


<input checked="" type="checkbox"/>	Current Year
<input type="checkbox"/>	Supplemental
<input type="checkbox"/>	Continuing

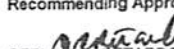
(e.g. UACS Fund Cluster: 01-Regular Agency Fund, 02-Foreign Assisted Projects Fund, 03-Special Account-Locally Funded/Domestic Grants Fund, and 04-Special Account-Foreign Assisted/Foreign Grants Fund)


Particulars	UACS CODE	Appropriations			Allotments				Current Year Obligations					Current Year Disbursements					Balances					
		Authorized Appropriations	Adjustments (Transfer To/From, Modification)	Adjusted Appropriations	Allotments Received	Adjustments (Reductions, Modification)	Transfer To	Transfer From	Adjusted Total Allotments	1st Quarter Ending March 31	2nd Quarter Ending June 30	3rd Quarter Ending Sept. 30	4th Quarter Ending Dec. 31	TOTAL	1st Quarter Ending March 31	2nd Quarter Ending June 30	3rd Quarter Ending Sept. 30	4th Quarter Ending Dec. 31	TOTAL	Unreleased Appro	Unobligated Allotments	Unpaid Obligations (15-20)=(23+24)		
		3	4	5=(3+4)	6	7	8	9	10=[(6+(-)7)-8+9]	11	12	13	14	15=(11+12+13+14)	16	17	18	19	20=(16+17+18+19)	21	22	23	24	
Sub-Total, I. Agency Specific Budget		123,480,000.00	0.00	123,480,000.00	123,480,000.00	0.00	0.00	0.00	123,480,000.00	20,668,842.80	0.00	0.00	0.00	20,668,842.80	20,668,842.70	0.00	0.00	0.00	0.00	20,668,842.70	0.00	102,791,157.20	0.00	0.10
PS		72,920,000.00	0.00	72,920,000.00	72,920,000.00	0.00	0.00	0.00	72,920,000.00	18,214,502.35	0.00	0.00	0.00	18,214,502.35	18,214,502.35	0.00	0.00	0.00	0.00	18,214,502.35	0.00	57,705,497.65	0.00	0.00
MOOE		44,860,000.00	0.00	44,860,000.00	44,860,000.00	0.00	0.00	0.00	44,860,000.00	5,454,340.45	0.00	0.00	0.00	5,454,340.45	5,454,340.35	0.00	0.00	0.00	0.00	5,454,340.35	0.00	39,405,659.65	0.00	0.10
FinEx (if Applicable)		0.00	0.00	0.00	0.00	0.00	0.00	0.00	0.00	0.00	0.00	0.00	0.00	0.00	0.00	0.00	0.00	0.00	0.00	0.00	0.00	0.00	0.00	0.00
CO		5,680,000.00	0.00	5,680,000.00	5,680,000.00	0.00	0.00	0.00	5,680,000.00	0.00	0.00	0.00	0.00	0.00	0.00	0.00	0.00	0.00	0.00	0.00	0.00	6,680,000.00	0.00	0.00
II. Automatic Appropriations		6,538,000.00	236,000.00	6,774,000.00	6,774,000.00	0.00	0.00	0.00	6,774,000.00	1,044,842.61	0.00	0.00	0.00	1,044,842.61	1,044,842.61	0.00	0.00	0.00	0.00	1,044,842.61	0.00	5,729,357.39	0.00	0.00
Specific Budgets of National Government Agencies		6,538,000.00	236,000.00	6,774,000.00	6,774,000.00	0.00	0.00	0.00	6,774,000.00	1,044,842.61	0.00	0.00	0.00	1,044,842.61	1,044,842.61	0.00	0.00	0.00	0.00	1,044,842.61	0.00	5,729,357.39	0.00	0.00
Retirement and Life Insurance Premiums		6,538,000.00	236,000.00	6,774,000.00	6,774,000.00	0.00	0.00	0.00	6,774,000.00	1,044,842.61	0.00	0.00	0.00	1,044,842.61	1,044,842.61	0.00	0.00	0.00	0.00	1,044,842.61	0.00	5,729,357.39	0.00	0.00
PS		6,538,000.00	236,000.00	6,774,000.00	6,774,000.00	0.00	0.00	0.00	6,774,000.00	1,044,842.61	0.00	0.00	0.00	1,044,842.61	1,044,842.61	0.00	0.00	0.00	0.00	1,044,842.61	0.00	5,729,357.39	0.00	0.00
Sub-Total II. Automatic Appropriations		6,538,000.00	236,000.00	6,774,000.00	6,774,000.00	0.00	0.00	0.00	6,774,000.00	1,044,842.61	0.00	0.00	0.00	1,044,842.61	1,044,842.61	0.00	0.00	0.00	0.00	1,044,842.61	0.00	5,729,357.39	0.00	0.00
PS		6,538,000.00	236,000.00	6,774,000.00	6,774,000.00	0.00	0.00	0.00	6,774,000.00	1,044,842.61	0.00	0.00	0.00	1,044,842.61	1,044,842.61	0.00	0.00	0.00	0.00	1,044,842.61	0.00	5,729,357.39	0.00	0.00
MOOE		0.00	0.00	0.00	0.00	0.00	0.00	0.00	0.00	0.00	0.00	0.00	0.00	0.00	0.00	0.00	0.00	0.00	0.00	0.00	0.00	0.00	0.00	0.00
FinEx		0.00	0.00	0.00	0.00	0.00	0.00	0.00	0.00	0.00	0.00	0.00	0.00	0.00	0.00	0.00	0.00	0.00	0.00	0.00	0.00	0.00	0.00	0.00
CO		0.00	0.00	0.00	0.00	0.00	0.00	0.00	0.00	0.00	0.00	0.00	0.00	0.00	0.00	0.00	0.00	0.00	0.00	0.00	0.00	0.00	0.00	0.00
III. Special Purpose Fund		0.00	2,321,000.00	2,321,000.00	0.00	2,321,000.00	0.00	0.00	2,321,000.00	0.00	0.00	0.00	0.00	0.00	0.00	0.00	0.00	0.00	0.00	0.00	0.00	2,321,000.00	0.00	0.00
Miscellaneous Personnel Benefits Fund		0.00	2,321,000.00	2,321,000.00	0.00	2,321,000.00	0.00	0.00	2,321,000.00	0.00	0.00	0.00	0.00	0.00	0.00	0.00	0.00	0.00	0.00	0.00	0.00	2,321,000.00	0.00	0.00
PS		0.00	2,321,000.00	2,321,000.00	0.00	2,321,000.00	0.00	0.00	2,321,000.00	0.00	0.00	0.00	0.00	0.00	0.00	0.00	0.00	0.00	0.00	0.00	0.00	2,321,000.00	0.00	0.00
Sub-Total III. Special Purpose Fund		0.00	2,321,000.00	2,321,000.00	0.00	2,321,000.00	0.00	0.00	2,321,000.00	0.00	0.00	0.00	0.00	0.00	0.00	0.00	0.00	0.00	0.00	0.00	0.00	2,321,000.00	0.00	0.00
PS		0.00	2,321,000.00	2,321,000.00	0.00	2,321,000.00	0.00	0.00	2,321,000.00	0.00	0.00	0.00	0.00	0.00	0.00	0.00	0.00	0.00	0.00	0.00	0.00	2,321,000.00	0.00	0.00
MOOE		0.00	0.00	0.00	0.00	0.00	0.00	0.00	0.00	0.00	0.00	0.00	0.00	0.00	0.00	0.00	0.00	0.00	0.00	0.00	0.00	0.00	0.00	0.00
FinEx		0.00	0.00	0.00	0.00	0.00	0.00	0.00	0.00	0.00	0.00	0.00	0.00	0.00	0.00	0.00	0.00	0.00	0.00	0.00	0.00	0.00	0.00	0.00
CO		0.00	0.00	0.00	0.00	0.00	0.00	0.00	0.00	0.00	0.00	0.00	0.00	0.00	0.00	0.00	0.00	0.00	0.00	0.00	0.00	0.00	0.00	0.00
GRAND TOTAL		129,968,000.00	2,557,000.00	132,555,000.00	130,234,000.00	2,321,000.00	0.00	0.00	132,555,000.00	21,713,485.41	0.00	0.00	0.00	21,713,485.41	21,713,485.31	0.00	0.00	0.00	0.00	21,713,485.31	0.00	110,841,514.59	0.00	0.10
PS		79,458,000.00	2,557,000.00	82,015,000.00	79,694,000.00	2,321,000.00	0.00	0.00	82,015,000.00	18,259,144.96	0.00	0.00	0.00	18,259,144.96	18,259,144.96	0.00	0.00	0.00	0.00	18,259,144.96	0.00	65,755,855.04	0.00	0.00
MOOE		44,860,000.00	0.00	44,860,000.00	44,860,000.00	0.00	0.00	0.00	44,860,000.00	5,454,340.45	0.00	0.00	0.00	5,454,340.45	5,454,340.35	0.00	0.00	0.00	0.00	5,454,340.35	0.00	39,405,659.65	0.00	0.10
CO		5,680,000.00	0.00	5,680,000.00	5,680,000.00	0.00	0.00	0.00	5,680,000.00	0.00	0.00	0.00	0.00	0.00	0.00	0.00	0.00	0.00	0.00	0.00	0.00	6,680,000.00	0.00	0.00
Recapitulation by OO:																								
I. Agency Specific Budget		44,596,000.00	0.00	44,596,000.00	44,596,000.00	0.00	0.00	0.00	44,596,000.00	8,735,143.24	0.00	0.00	0.00	8,735,143.24	8,735,143.14	0.00	0.00	0.00	0.00	8,735,143.14	0.00	35,860,856.76	0.00	0.10
PROFESSIONAL GAMES AND AMUSEMENTS REGULATORY PROGRAM		44,596,000.00	0.00	44,596,000.00	44,596,000.00	0.00	0.00	0.00	44,596,000.00	8,735,143.24	0.00	0.00	0.00	8,735,143.24	8,735,143.14	0.00	0.00	0.00	0.00	8,735,143.14	0.00	35,860,856.76	0.00	0.10

This report was generated using the Unified Reporting System on 06/07/2020 13:36 version.FAR1.1.5 ; Status : SUBMITTED

Certified Correct:  
  
 MARIA LUZ S. ENDINA  
 BUDGET OFFICER  
 Date:

Certified Correct:  
  
 JOSEPHINE E. ALFONSO  
 ACCOUNTANT  
 Date:

Recommending Approval:  
  
 OFELINA C. RETARDO  
 CHIEF ADMINISTRATIVE OFFICER  
 Date:

Approved By:  
  
 ABRAHAM KAHILIL B. MITRA  
 CHAIRMAN  
 Date: