



**BP FORM 100: STATEMENT OF REVENUES (GENERAL FUND)
FY 2020-2024**



(In Thousand Pesos)

DEPARTMENT: Other Executive Offices				AGENCY: Games and Amusement Board						REMARKS
SOURCE OF REVENUE	DESCRIPTION SOURCE OF REVENUE	OBJECT CODE	LEGAL BASIS	AMOUNT IN P'000						
				2020 ESTIMATE	2020 ACTUAL	2021 PROGRAM	2022 PROPOSED	2023 PROJECTIONS	2024 PROJECTIONS	
-1	-2	-3	-4	-5	-6	-7	-8	-9	-10	-11
TOTAL				7,896	4,709	7,896	7,896	7,896	7,896	
A. Free Portion				7,896	4,709	7,896	7,896	7,896	7,896	
- Non-Tax Revenue				7,896	4,709	7,896	7,896	7,896	7,896	
Other Permit Fees	Operations on Regulation and Supervision of Professional Games and Amusements	4020101099	EO 392 s. 1951; EO 120 s. 1948; PD 871; RA 309 as amended by PD 420	3,655	1,354	3,655	3,655	3,655	3,655	
Registration Fees	Operation on Regulations and Supervision of Professional Games and Amusements	4020102000	EO 392 s. 1951; EO 120 s. 1948; PD 871; RA 309 as amended by PD 420	90	121	90	90	90	90	
Licensing Fees	Operations on Regulation and Supervision of Professional Games and Amusements	4020106000	EO 392 s. 1951; EO 120 s. 1948; PD 871; RA 309 as amended by PD 420	3,209	2,964	3,209	3,209	3,209	3,209	
Fines and Penalties - Service Income	Operations on Regulation and Supervision of Professional Games and Amusements	4020114000	EO 392 s. 1951; EO 120 s. 1948; PD 871; RA 309 as amended by PD 420	168	1	168	168	168	168	
Other Service Income	Operations on Regulation and Supervision of Professional Games and Amusements	4020199099	EO 392 s. 1951; EO 120 s. 1948; PD 871; RA309 as amended by PD 420	773	269	773	773	773	773	
PREPARED BY:			APPROVED BY:				DATE:			
 ANNA MARIA C. FERNANDEZ Chief Accountant			 ABRAHAM KAHLIL B. MITRA Head of Office/Agency				DAY/MO/YEAR			

NOTE: The information reflected in this table shall be evaluated by the DBM for inclusion in Table C of the BESF.

BP FORM 100-A: STATEMENT OF REVENUES AND EXPENDITURES
 EARMARKED REVENUES
 FY 2020-2024

(In Thousand Pesos)

DEPARTMENT: Other Executive Offices						AGENCY: Games and Amusement Board										
CATEGORY	DESCRIPTION SOURCE OF REVENUE	UACS OBJECT CODE	LEGAL BASIS	NATURE OF EXPENDITURES	FUND BALANCE as of Dec. 31, 2016	AMOUNT IN P'000										REMAR KS
						2020 ACTUAL		2021 PROGRAM		2022 PROPOSED		2023 PROJECTIONS		2024 PROJECTIONS		
						Revenue	Expenditure	Revenue	Expenditure	Revenue	Expenditure	Revenue	Expenditure	Revenue	Expenditure	
-1	-2	-3	-4	-5	-6	-7	-8	-9	-10	-11	-12	-13	-14	-15	-16	-17
Use of Income, General Fund						3,295	0	9,500	9,500	9,500	9,500	9,500	9,500	9,500	9,500	
Non-Tax Revenue						3,295	0	9,500	9,500	9,500	9,500	9,500	9,500	9,500	9,500	
Other Service Income	3% share on Gross Gate Receipts and 3% share on TV Coverage	4020199099	EO 120 and PD 871	Special Account in the General Fund(SAGF)		3,295		9,500	9,500	9,500	9,500	9,500	9,500	9,500	9,500	
GRAND TOTAL						3,295	-	9,500	9,500	9,500	9,500	9,500	9,500	9,500	9,500	
PREPARED BY:						APPROVED BY:					DATE:					
 ANNA MARIA C. FERNANDEZ Chief Accountant						 ABRAHAM KAHLIL B. MITRA Head of Office/Agency					DAY/MO/YEAR					

NOTE: The information reflected in this table shall be evaluated by the DBM for inclusion in Table C of the BESF.