




**QUARTERLY PHYSICAL REPORT OF OPERATION  
As of March 31, 2021**

**Department** : Other Executive Offices  
**Agency/Entity** : Games and Amusements Board  
**Operating Unit** : < not applicable >  
**Organization Code (UACS)** : 26 010 000000

| Particulars  | UACS CODE        | Physical Target (Budget Year) |                |                |                |                | Physical Accomplishment (Budget Year) |             |             |             |                | Variance       | Remarks |
|--|------------------|-------------------------------|----------------|----------------|----------------|----------------|---------------------------------------|-------------|-------------|-------------|----------------|----------------|---------|
|  |                  | 1st Quarter                   | 2nd Quarter    | 3rd Quarter    | 4th Quarter    | Total          | 1st Quarter                           | 2nd Quarter | 3rd Quarter | 4th Quarter | Total          |                |         |
| 1  | 2                | 3                             | 4              | 5              | 6              | 7              | 8                                     | 9           | 10          | 11          | 12             | 13             | 14      |
| PROFESSIONAL GAMES AND AMUSEMENTS REGULATORY               | 3101000000000000 |                               |                |                |                |                |                                       |             |             |             |                |                |         |
| OO : Fair and safe professional sports and games developed |                  |                               |                |                |                |                |                                       |             |             |             |                |                |         |
| Outcome Indicators   |                  |                               |                |                |                |                |                                       |             |             |             |                |                |         |
| 1. Increase in revenue collection from off-track           |                  |                               |                |                |                |                |                                       |             |             |             |                |                |         |
| betting and professional sports                            |                  | 4,500,000.00                  | 4,500,000.00   | 4,500,000.00   | 4,500,000.00   | P18,000,000.00 | 1,231,845.13                          |             |             |             | 1,231,845.13   | -16,768,154.87 |         |
| 2. Percentage of license holders / registered entities     |                  |                               |                |                |                |                |                                       |             |             |             |                |                |         |
| and permit holders with two (2) or more violations         |                  |                               |                |                |                |                |                                       |             |             |             |                |                |         |
| recorded over the current year as a percentage             |                  | 100%                          | 100%           | 100%           | 100%           | 1              | 100%                                  |             |             |             | 100%           |                |         |
| of the total number of violators                           |                  | (no violation)                | (no violation) | (no violation) | (no violation) | (no violation) | (no violation)                        |             |             |             | (no violation) |                |         |
| Output Indicators  |                  |                               |                |                |                |                |                                       |             |             |             |                |                |         |
| 1. Percentage of annual inspections of licensed persons    |                  |                               |                |                |                |                |                                       |             |             |             |                |                |         |
| and registered entities                                    |                  | 100%                          | 100%           | 100%           | 100%           | 1              | 100%<br>(3,144)                       |             |             |             | 100% (3,144)   | -25,762        |         |
| 2. Percentage of enforcement actions that are resolved     |                  |                               |                |                |                |                |                                       |             |             |             |                |                |         |
| within seven (7) days                                      |                  | 100%                          | 100%           | 100%           | 100%           | 1              | 100% (139)                            |             |             |             | 100% (139)     | -23            |         |
| 3. Percentage of licenses and permits issued               |                  |                               |                |                |                |                |                                       |             |             |             |                |                |         |
| within two (2) days  |                  | 100%                          | 100%           | 100%           | 100%           | 1              | 100% (1,483)                          |             |             |             | 100% (1,483)   | -4,191         |         |

**Prepared By:**  
  
ROMMEL U. GUTIERREZ  
 Planning Officer  
 2021-05-26 10:58:40

**In coordination with:**  
  
OFELINA C. RETARDO  
 Chief Administrative Officer  
 2021-05-26 10:58:40

**Approved By:**  
  
ABRAHAM KAHLIL B. MITRA  
 Chairman  
 26/05/2021 11:00