


QUARTERLY REPORT OF REVENUE AND OTHER RECEIPTS
As at the Quarter Ending June 30, 2021

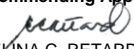
Department : Other Executive Offices
 Agency : Games and Amusements Board
 Operating Unit : < not applicable >
 Organization Code (UACS) : 26 010 0000000
 Fund Cluster : 01 - Regular Agency Fund

| Classification/Sources of Revenue and Other Receipts | UACS CODE | REVENUE TARGET (Annual) per BESF | Actual Revenue and Other Receipts Collections | | | | | Cumulative Remittance/Deposits to Date | | | Variance | | Remarks |
|--|------------|----------------------------------|---|----------------------------|-----------------------------|----------------------------|---------------------|--|---------------------|---------------------|-----------------------|--------------|---------|
| | | | 1st Quarter Ending March 31 | 2nd Quarter Ending June 30 | 3rd Quarter Ending Sept. 30 | 4th Quarter Ending Dec. 31 | Total | Remittance to BTr | Deposited with AGDB | TOTAL | Amount | % | |
| 1 | 2 | 3 | 4 | 5 | 6 | 7 | 8=[(6+(-)7)-8+9] | 9 | 10 | 11=(9+10) | 12=(8-3) | 13=(12/3) | 14 |
| Regular Agency Fund | | 8,500,000.00 | 916,454.90 | 1,437,638.22 | 0.00 | 0.00 | 2,354,093.12 | 2,354,093.12 | 0.00 | 2,354,093.12 | (6,145,906.88) | -72 % | |
| Revenue Collections | | 8,500,000.00 | 916,454.90 | 1,437,638.22 | 0.00 | 0.00 | 2,354,093.12 | 2,354,093.12 | 0.00 | 2,354,093.12 | (6,145,906.88) | -72 % | |
| Cash Revenue | | 8,500,000.00 | 916,454.90 | 1,437,638.22 | 0.00 | 0.00 | 2,354,093.12 | 2,354,093.12 | 0.00 | 2,354,093.12 | (6,145,906.88) | -72 % | |
| Non-Tax | | 8,500,000.00 | 916,454.90 | 1,437,638.22 | 0.00 | 0.00 | 2,354,093.12 | 2,354,093.12 | 0.00 | 2,354,093.12 | (6,145,906.88) | -72 % | |
| Other Permit Fees | 4020101099 | 3,655,000.00 | 67,900.00 | 573,800.00 | 0.00 | 0.00 | 641,700.00 | 641,700.00 | 0.00 | 641,700.00 | (3,013,300.00) | -82 % | |
| Registration Fees | 4020102000 | 90,000.00 | 0.00 | 15,000.00 | 0.00 | 0.00 | 15,000.00 | 15,000.00 | 0.00 | 15,000.00 | (75,000.00) | -83 % | |
| Licensing Fees | 4020106000 | 3,814,000.00 | 820,090.00 | 821,570.00 | 0.00 | 0.00 | 1,641,660.00 | 1,641,660.00 | 0.00 | 1,641,660.00 | (2,172,340.00) | -57 % | |
| Fines and Penalties - Service Income | 4020114000 | 168,000.00 | 5,500.00 | 625.00 | 0.00 | 0.00 | 6,125.00 | 6,125.00 | 0.00 | 6,125.00 | (161,875.00) | -96 % | |
| Other Service Income | 4020199099 | 773,000.00 | 22,964.90 | 26,643.22 | 0.00 | 0.00 | 49,608.12 | 49,608.12 | 0.00 | 49,608.12 | (723,391.88) | -94 % | |
| TOTAL | | 8,500,000.00 | 916,454.90 | 1,437,638.22 | 0.00 | 0.00 | 2,354,093.12 | 2,354,093.12 | 0.00 | 2,354,093.12 | (6,145,906.88) | -72 % | |


Certified Correct:


ANNA MARIA C. FERNANDEZ
 Chief Accounting Section
 Date: 2021-08-09 10:55:05

Recommending Approval:


OFELINA C. RETARDO
 Chief Administrative Officer
 Date: 2021-08-09 13:43:17

Approved By:


ABRAHAM KAHLIL B. MITRA
 Chairman
 Date: 2021-08-09 13:46:27