



**STATEMENT OF REVENUES
(GENERAL FUND)
FY 2020-2024
(In Thousand Pesos)**

Department : Other Executive Offices
Agency : Games and Amusements Board

SOURCE OF REVENUE (1)	DESCRIPTION SOURCE OF REVENUE (2)	OBJECT CODE (3)	LEGAL BASIS (4)	AMOUNT IN P'000						REMARKS (11)
				2020		2021	2022	2023	2024	
				ESTIMATE (5)	ACTUAL (6)	PROGRAM (7)	PROPOSED (8)	PROJECTIONS (9)	PROJECTIONS (10)	
Free Portion				7,895	4,709	7,895	7,895	7,895	7,895	
Non-Tax Revenue				7,895	4,709	7,895	7,895	7,895	7,895	
	Other Permit Fees	4020101099	E.O. 392 s. 1951; E.O. 120 s. 1948; PD 871; R.A. 309 as amended by PD 420	3,655	1,354	3,655	3,655	3,655	3,655	
	Registration Fees	4020102000	E.O. 392 s. 1951; E.O. 120 s. 1948; PD 871; R.A. 309 as amended by PD 420	90	121	90	90	90	90	
	Licensing Fees	4020106000	E.O. 392 s. 1951; E.O. 120 s. 1948; PD 871; R.A. 309 as amended by PD 420	3,209	2,964	3,209	3,209	3,209	3,209	
	Fines and Penalties - Service Income	4020114000	E.O. 392 s. 1951; E.O. 120 s. 1948; PD 871; R.A. 309 as amended by PD 420	168	1	168	168	168	168	
	Other Service Income	4020199099	E.O. 392 s. 1951; E.O. 120 s. 1948; PD 871; R.A. 309 as amended by PD 420	773	269	773	773	773	773	

SOURCE OF REVENUE	DESCRIPTION SOURCE OF REVENUE	OBJECT CODE	LEGAL BASIS	AMOUNT IN P'000						REMARKS
				2020		2021	2022	2023	2024	
				ESTIMATE	ACTUAL	PROGRAM	PROPOSED	PROJECTIONS	PROJECTIONS	
(1)	(2)	(3)	(4)	(5)	(6)	(7)	(8)	(9)	(10)	(11)
Earmarked Portion				0	3,295	9,500	9,500	9,500	9,500	
Non-Tax Revenue				0	3,295	9,500	9,500	9,500	9,500	
GAB SAGF				0	3,295	9,500	9,500	9,500	9,500	
	Other Service Income	4020199099	E.O. 120 and PD 871	0	3,295	9,500	9,500	9,500	9,500	
GRAND TOTAL				7,895	8,004	17,395	17,395	17,395	17,395	
** REMARKS :										
PREPARED BY:  ANNA MARIA C. FERNANDEZ ACCOUNTANT			APPROVED:  ABRAHAM KAHLIL B. MITRA CHAIRMAN				DATE: 23/03/2021 DAY/MO/YEAR			

NOTE: The information reflected in this table shall be evaluated by the DBM for inclusion in Table C of the BESF.

**STATEMENT OF REVENUES AND EXPENDITURES
EARMARKED REVENUES
FY 2020 - 2024
(In Thousand Pesos)**



Department : Other Executive Offices

Agency : Games and Amusements Board

CATEGORY	DESCRIPTION SOURCE OF REVENUE	UACS OBJECT CODE	LEGAL BASIS	NATURE OF EXPENDITURES	FUND BALANCE as of DEC. 31, 2020	AMOUNT IN P'000									
						2020 ACTUAL		2021 PROGRAM		2022 PROPOSED		2023 PROJECTIONS		2024 PROJECTIONS	
						Revenue	Expenditure	Revenue	Expenditure	Revenue	Expenditure	Revenue	Expenditure	Revenue	Expenditure
(1)	(2)	(3)	(4)	(5)	(6)	(7)	(8)	(9)	(10)	(11)	(12)	(13)	(14)	(15)	(16)
A. Special Account in the General Fund (Automatically Appropriated)					29,954	3,295	0	9,500	9,500	9,500	9,500	9,500	9,500	9,500	9,500
GAB SAGF					29,954	3,295	0	9,500	9,500	9,500	9,500	9,500	9,500	9,500	9,500
Non-Tax Revenue					29,954	3,295	0	9,500	9,500	9,500	9,500	9,500	9,500	9,500	9,500
	Other Service Income	4020199099	E.O. 120 and PD 871	Special Account in the General Fund (SAGF)	29,954	3,295	0	9,500	9,500	9,500	9,500	9,500	9,500	9,500	9,500
GRAND TOTAL					29,954	3,295	0	9,500	9,500	9,500	9,500	9,500	9,500	9,500	9,500

** REMARKS :

null

PREPARED BY: <div style="text-align: center;">  ANNA MARIA C. FERNANDEZ <hr/> ACCOUNTANT </div>	APPROVED: <div style="text-align: center;">  ABRAHAM KAHLIL B. MITRA <hr/> CHAIRMAN </div>	DATE: <div style="text-align: center;"> 23/03/2021 <hr/> DAY/MO/YEAR </div>
--	---	---

NOTE: The information reflected in this table shall be evaluated by the DBM for inclusion in Table C of the BESF.