

**MONTHLY REPORT OF DISBURSEMENTS**  
For the month of February 2021

Department: Other Executive Offices  
 Agency/Entity: Games and Amusements Board  
 Operating Unit: < not applicable >  
 Organization Code (UACS): 26 010 0000000  
 Fund Cluster: 01 Regular Agency Fund


Particulars	Current Year Budget					Prior Year's Budget											SUB-TOTAL	Trust Liabilities				Grand Total					Remarks			
	PS	MOOE	FinEx	CO	TOTAL 6=(2+3+4+5)	Prior Year's Accounts Payable					Current Year's Accounts Payable							TOTAL 17=(11+16)	PS	MOOE	CO	TOTAL 22=(19+20+21)	PS	MOOE	FinEx	CO		TOTAL 27=(23+24+25+26)		
						PS	MOOE	FinEx	CO	Sub-Total 11=(7+8+9+10)	PS	MOOE	FinEx	CO	Sub-Total 16=(12+13+14+15)	19													20	21
1	2	3	4	5	6=(2+3+4+5)	7	8	9	10	11=(7+8+9+10)	12	13	14	15	16=(12+13+14+15)	17=(11+16)	18=(6+17)	19	20	21	22=(19+20+21)	23	24	25	26	27=(23+24+25+26)	28			
CASH DISBURSEMENTS	5,949,605.33	932,489.78	0.00	0.00	6,882,095.11	0.00	0.00	0.00	0.00	0.00	0.00	0.00	0.00	0.00	0.00	0.00	6,882,095.11	0.00	0.00	0.00	0.00	5,949,605.33	932,489.78	0.00	0.00	6,882,095.11				
Notice of Cash Allocation (NCA)	5,949,605.33	932,489.78	0.00	0.00	6,882,095.11	0.00	0.00	0.00	0.00	0.00	0.00	0.00	0.00	0.00	0.00	0.00	6,882,095.11	0.00	0.00	0.00	0.00	5,949,605.33	932,489.78	0.00	0.00	6,882,095.11				
MDS Checks Issued	2,261,867.72	807,449.59	0.00	0.00	3,069,317.31	0.00	0.00	0.00	0.00	0.00	0.00	0.00	0.00	0.00	0.00	0.00	3,069,317.31	0.00	0.00	0.00	0.00	2,261,867.72	807,449.59	0.00	0.00	3,069,317.31				
Advice to Debit Account	3,687,737.61	125,040.19	0.00	0.00	3,812,777.80	0.00	0.00	0.00	0.00	0.00	0.00	0.00	0.00	0.00	0.00	0.00	3,812,777.80	0.00	0.00	0.00	0.00	3,687,737.61	125,040.19	0.00	0.00	3,812,777.80				
Notice of Transfer Allocations (NTA)	0.00	0.00	0.00	0.00	0.00	0.00	0.00	0.00	0.00	0.00	0.00	0.00	0.00	0.00	0.00	0.00	0.00	0.00	0.00	0.00	0.00	0.00	0.00	0.00	0.00	0.00	0.00			
MDS Checks Issued	0.00	0.00	0.00	0.00	0.00	0.00	0.00	0.00	0.00	0.00	0.00	0.00	0.00	0.00	0.00	0.00	0.00	0.00	0.00	0.00	0.00	0.00	0.00	0.00	0.00	0.00	0.00	0.00		
Advice to Debit Account	0.00	0.00	0.00	0.00	0.00	0.00	0.00	0.00	0.00	0.00	0.00	0.00	0.00	0.00	0.00	0.00	0.00	0.00	0.00	0.00	0.00	0.00	0.00	0.00	0.00	0.00	0.00	0.00		
Working Fund for FAPs	0.00	0.00	0.00	0.00	0.00	0.00	0.00	0.00	0.00	0.00	0.00	0.00	0.00	0.00	0.00	0.00	0.00	0.00	0.00	0.00	0.00	0.00	0.00	0.00	0.00	0.00	0.00	0.00		
Cash Disbursement Ceiling (CDC)	0.00	0.00	0.00	0.00	0.00	0.00	0.00	0.00	0.00	0.00	0.00	0.00	0.00	0.00	0.00	0.00	0.00	0.00	0.00	0.00	0.00	0.00	0.00	0.00	0.00	0.00	0.00	0.00		
<b>TOTAL CASH DISBURSEMENTS</b>	<b>5,949,605.33</b>	<b>932,489.78</b>	<b>0.00</b>	<b>0.00</b>	<b>6,882,095.11</b>	<b>0.00</b>	<b>0.00</b>	<b>0.00</b>	<b>0.00</b>	<b>0.00</b>	<b>0.00</b>	<b>0.00</b>	<b>0.00</b>	<b>0.00</b>	<b>0.00</b>	<b>0.00</b>	<b>6,882,095.11</b>	<b>0.00</b>	<b>0.00</b>	<b>0.00</b>	<b>0.00</b>	<b>5,949,605.33</b>	<b>932,489.78</b>	<b>0.00</b>	<b>0.00</b>	<b>6,882,095.11</b>				
NON-CASH DISBURSEMENTS	423,842.23	56,085.37	0.00	0.00	479,927.60	0.00	0.00	0.00	0.00	0.00	0.00	0.00	0.00	0.00	0.00	0.00	479,927.60	0.00	0.00	0.00	0.00	423,842.23	56,085.37	0.00	0.00	479,927.60				
Tax Remittance Advices Issued (TRA)	423,842.23	56,085.37	0.00	0.00	479,927.60	0.00	0.00	0.00	0.00	0.00	0.00	0.00	0.00	0.00	0.00	0.00	479,927.60	0.00	0.00	0.00	0.00	423,842.23	56,085.37	0.00	0.00	479,927.60				
Non-Cash Availment Authority (NCAA)	0.00	0.00	0.00	0.00	0.00	0.00	0.00	0.00	0.00	0.00	0.00	0.00	0.00	0.00	0.00	0.00	0.00	0.00	0.00	0.00	0.00	0.00	0.00	0.00	0.00	0.00	0.00	0.00		
Disbursements effected through outright deductions from claims (please specify...)	0.00	0.00	0.00	0.00	0.00	0.00	0.00	0.00	0.00	0.00	0.00	0.00	0.00	0.00	0.00	0.00	0.00	0.00	0.00	0.00	0.00	0.00	0.00	0.00	0.00	0.00	0.00	0.00		
Overpayment of expenses(e.g. personnel benefits)	0.00	0.00	0.00	0.00	0.00	0.00	0.00	0.00	0.00	0.00	0.00	0.00	0.00	0.00	0.00	0.00	0.00	0.00	0.00	0.00	0.00	0.00	0.00	0.00	0.00	0.00	0.00	0.00	0.00	
Restitution for loss of government property	0.00	0.00	0.00	0.00	0.00	0.00	0.00	0.00	0.00	0.00	0.00	0.00	0.00	0.00	0.00	0.00	0.00	0.00	0.00	0.00	0.00	0.00	0.00	0.00	0.00	0.00	0.00	0.00	0.00	
Liquidated damages and similar claims	0.00	0.00	0.00	0.00	0.00	0.00	0.00	0.00	0.00	0.00	0.00	0.00	0.00	0.00	0.00	0.00	0.00	0.00	0.00	0.00	0.00	0.00	0.00	0.00	0.00	0.00	0.00	0.00	0.00	
Others(TEF, BTr-Documentary Stamp Tax,	0.00	0.00	0.00	0.00	0.00	0.00	0.00	0.00	0.00	0.00	0.00	0.00	0.00	0.00	0.00	0.00	0.00	0.00	0.00	0.00	0.00	0.00	0.00	0.00	0.00	0.00	0.00	0.00	0.00	
<b>TOTAL NON-CASH DISBURSEMENTS</b>	<b>423,842.23</b>	<b>56,085.37</b>	<b>0.00</b>	<b>0.00</b>	<b>479,927.60</b>	<b>0.00</b>	<b>0.00</b>	<b>0.00</b>	<b>0.00</b>	<b>0.00</b>	<b>0.00</b>	<b>0.00</b>	<b>0.00</b>	<b>0.00</b>	<b>0.00</b>	<b>0.00</b>	<b>479,927.60</b>	<b>0.00</b>	<b>0.00</b>	<b>0.00</b>	<b>0.00</b>	<b>423,842.23</b>	<b>56,085.37</b>	<b>0.00</b>	<b>0.00</b>	<b>479,927.60</b>				
<b>GRAND TOTAL</b>	<b>6,373,447.56</b>	<b>988,575.15</b>	<b>0.00</b>	<b>0.00</b>	<b>7,362,022.71</b>	<b>0.00</b>	<b>0.00</b>	<b>0.00</b>	<b>0.00</b>	<b>0.00</b>	<b>0.00</b>	<b>0.00</b>	<b>0.00</b>	<b>0.00</b>	<b>0.00</b>	<b>0.00</b>	<b>7,362,022.71</b>	<b>0.00</b>	<b>0.00</b>	<b>0.00</b>	<b>0.00</b>	<b>6,373,447.56</b>	<b>988,575.15</b>	<b>0.00</b>	<b>0.00</b>	<b>7,362,022.71</b>				

**SUMMARY**

Particulars	Previous Report	This Month	As at Date
(1)	(2)	(3)	(4)
Total Disbursement Authorities Received	8,564,737.24	10,861,803.16	19,426,540.40
NCA	8,145,000.00	8,020,000.00	16,165,000.00
NTA	0.00	0.00	0.00
Working Fund	0.00	2,361,875.56	2,361,875.56
TRA	419,737.24	479,927.60	899,664.84
CDC	0.00	0.00	0.00
NCAA	0.00	0.00	0.00
Less: Notice of Transfer of Allocations (NTA)* issued	0.00	0.00	0.00
Total Disbursement Authorities Available	8,564,737.24	10,861,803.16	19,426,540.40
Less:	0.00	0.00	0.00
Lapsed NCA	0.00	0.00	0.00
Disbursements	6,202,861.68	7,362,022.71	13,564,884.39
Less: Other Non-Cash Disbursements	0.00	0.00	0.00
Disbursements effected through outright deductions from claims	0.00	0.00	0.00
Overpayment of expenses(e.g. personnel benefits)	0.00	0.00	0.00
Restitution for loss of government property	0.00	0.00	0.00
Liquidated damages and similar claims	0.00	0.00	0.00
Others (e.g. TEF, BTr, Docs Stamp, etc.)	0.00	0.00	0.00
Add/Less: Adjustments (e.g. cancelled/staled checks)	0.00	0.00	0.00
Balance of Disbursement Authorities as at date	2,361,875.56	3,499,780.45	5,861,656.01
Total Disbursements Program	8,564,737.24	10,861,803.16	19,426,540.40
Less: *Actual Disbursements	6,202,861.68	7,362,022.71	13,564,884.39
(Over)/Under spending	2,361,875.56	3,499,780.45	5,861,656.01

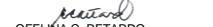
Notes: \* The use of NTA is discouraged  
 Notes: \*\* Amounts should tally with the grand total disbursement (column 27).

**Certified Correct:**

  
**ANNA MARIA C. FERNANDEZ**  
 ACCOUNTANT


Date: 2021-03-26 01:31:20

**Recommending Approval:**

  
**OFELINA C. RETARDO**  
 CHIEF ADMINISTRATIVE OFFICER

Date: 2021-03-26 01:38:36

**Approved By:**

  
**ABRAHAM KAHLIL B. MITRA**  
 CHAIRMAN

Date: 2021-03-26 01:41:14