

STATEMENT OF APPROPRIATIONS, ALLOTMENTS, OBLIGATIONS, DISBURSEMENTS AND BALANCES
As at the Quarter Ending March 31, 2021

Department : Other Executive Offices
 Agency/Entity : Games and Amusements Board
 Operating Unit : < not applicable >
 Organization Code (UACS) : 26 010 0000000
 Fund Cluster : 01 Regular Agency Fund

X	Current Year Appropriations
	Supplemental Appropriations
	Continuing Appropriations

(e.g. UACS Fund Cluster: 01-Regular Agency Fund, 02-Foreign Assisted Projects Fund, 03-Special Account-Locally Funded/Domestic Grants Fund, and 04-Special Account-Foreign Assisted/Foreign Grants Fund)


Particulars	UACS CODE	Appropriations			Allotments			Current Year Obligations							Current Year Disbursements					Balances			
		Authorized Appropriations	Adjustments(Transfers To/From, Modifications/Augmentations)	Adjusted Appropriations	Allotments Received	Adjustments(Reductions, Modifications/Augmentations)	Transfer To	Transfer From	Adjusted Total Allotments	1st Quarter Ending March 31	2nd Quarter Ending June 30	3rd Quarter Ending Sept. 30	4th Quarter Ending Dec. 31	TOTAL	1st Quarter Ending March 31	2nd Quarter Ending June 30	3rd Quarter Ending Sept. 30	4th Quarter Ending Dec. 31	TOTAL	Unreleased Appro	Unobligated Allotments	Unpaid Obligations(15-20)=(23+24)	
		3	4	5=(3+4)	6	7	8	9	10=[(6+(-7))-8+9]	11	12	13	14	15=[(11+12+13+14)]	11	17	18	19	20=[(16+17+18+19)]	21	22	23	24
Agency Specific Budget		166,355,000.00	0.00	166,355,000.00	166,355,000.00	0.00	0.00	0.00	166,355,000.00	21,040,644.26	0.00	0.00	0.00	21,040,644.26	21,040,644.26	0.00	0.00	0.00	21,040,644.26	0.00	145,314,355.74	0.00	0.00
General Administration and Support	1000000000000000	106,865,000.00	0.00	106,865,000.00	106,865,000.00	0.00	0.00	0.00	106,865,000.00	11,990,643.19	0.00	0.00	0.00	11,990,643.19	11,990,643.19	0.00	0.00	0.00	11,990,643.19	0.00	94,874,356.81	0.00	0.00
General management and supervision	100000100001000	105,602,000.00	0.00	105,602,000.00	105,602,000.00	0.00	0.00	0.00	105,602,000.00	11,990,643.19	0.00	0.00	0.00	11,990,643.19	11,990,643.19	0.00	0.00	0.00	11,990,643.19	0.00	93,611,356.81	0.00	0.00
PS		33,454,000.00	0.00	33,454,000.00	33,454,000.00	0.00	0.00	0.00	33,454,000.00	8,065,949.75	0.00	0.00	0.00	8,065,949.75	8,065,949.75	0.00	0.00	0.00	8,065,949.75	0.00	25,388,050.25	0.00	0.00
MOOE		53,350,000.00	0.00	53,350,000.00	53,350,000.00	0.00	0.00	0.00	53,350,000.00	3,924,693.44	0.00	0.00	0.00	3,924,693.44	3,924,693.44	0.00	0.00	0.00	3,924,693.44	0.00	49,425,306.56	0.00	0.00
CO		18,798,000.00	0.00	18,798,000.00	18,798,000.00	0.00	0.00	0.00	18,798,000.00	0.00	0.00	0.00	0.00	0.00	0.00	0.00	0.00	0.00	0.00	0.00	18,798,000.00	0.00	0.00
Administration of Personnel Benefits	100000100002000	1,263,000.00	0.00	1,263,000.00	1,263,000.00	0.00	0.00	0.00	1,263,000.00	0.00	0.00	0.00	0.00	0.00	0.00	0.00	0.00	0.00	0.00	0.00	1,263,000.00	0.00	0.00
PS		1,263,000.00	0.00	1,263,000.00	1,263,000.00	0.00	0.00	0.00	1,263,000.00	0.00	0.00	0.00	0.00	0.00	0.00	0.00	0.00	0.00	0.00	0.00	1,263,000.00	0.00	0.00
Sub-Total, General Administration and Support		106,865,000.00	0.00	106,865,000.00	106,865,000.00	0.00	0.00	0.00	106,865,000.00	11,990,643.19	0.00	0.00	0.00	11,990,643.19	11,990,643.19	0.00	0.00	0.00	11,990,643.19	0.00	94,874,356.81	0.00	0.00
PS		34,717,000.00	0.00	34,717,000.00	34,717,000.00	0.00	0.00	0.00	34,717,000.00	8,065,949.75	0.00	0.00	0.00	8,065,949.75	8,065,949.75	0.00	0.00	0.00	8,065,949.75	0.00	26,651,050.25	0.00	0.00
MOOE		53,350,000.00	0.00	53,350,000.00	53,350,000.00	0.00	0.00	0.00	53,350,000.00	3,924,693.44	0.00	0.00	0.00	3,924,693.44	3,924,693.44	0.00	0.00	0.00	3,924,693.44	0.00	49,425,306.56	0.00	0.00
FinEx (if Applicable)		0	0.00	0	0	0.00	0.00	0.00	0	0.00	0.00	0.00	0.00	0.00	0.00	0.00	0.00	0.00	0.00	0.00	0	0.00	0.00
CO		18,798,000.00	0.00	18,798,000.00	18,798,000.00	0.00	0.00	0.00	18,798,000.00	0.00	0.00	0.00	0.00	0.00	0.00	0.00	0.00	0.00	0.00	0.00	18,798,000.00	0.00	0.00
Operations	3000000000000000	59,490,000.00	0.00	59,490,000.00	59,490,000.00	0.00	0.00	0.00	59,490,000.00	9,050,001.07	0.00	0.00	0.00	9,050,001.07	9,050,001.07	0.00	0.00	0.00	9,050,001.07	0.00	50,439,998.93	0.00	0.00
OO : Fair and safe professional sports and games development		59,490,000.00	0.00	59,490,000.00	59,490,000.00	0.00	0.00	0.00	59,490,000.00	9,050,001.07	0.00	0.00	0.00	9,050,001.07	9,050,001.07	0.00	0.00	0.00	9,050,001.07	0.00	50,439,998.93	0.00	0.00
PROFESSIONAL GAMES AND AMUSEMENTS REGULATORY PROGRAM		59,490,000.00	0.00	59,490,000.00	59,490,000.00	0.00	0.00	0.00	59,490,000.00	9,050,001.07	0.00	0.00	0.00	9,050,001.07	9,050,001.07	0.00	0.00	0.00	9,050,001.07	0.00	50,439,998.93	0.00	0.00
Supervision of Professional Games and Amusements	310100100001000	41,160,000.00	0.00	41,160,000.00	41,160,000.00	0.00	0.00	0.00	41,160,000.00	5,521,481.77	0.00	0.00	0.00	5,521,481.77	5,521,481.77	0.00	0.00	0.00	5,521,481.77	0.00	35,638,518.23	0.00	0.00
PS		24,292,000.00	0.00	24,292,000.00	24,292,000.00	0.00	0.00	0.00	24,292,000.00	5,413,562.77	0.00	0.00	0.00	5,413,562.77	5,413,562.77	0.00	0.00	0.00	5,413,562.77	0.00	18,878,437.23	0.00	0.00
MOOE		16,868,000.00	0.00	16,868,000.00	16,868,000.00	0.00	0.00	0.00	16,868,000.00	107,919.00	0.00	0.00	0.00	107,919.00	107,919.00	0.00	0.00	0.00	107,919.00	0.00	16,760,081.00	0.00	0.00
Supervision of Betting During Horse Racing	310100100002000	18,330,000.00	0.00	18,330,000.00	18,330,000.00	0.00	0.00	0.00	18,330,000.00	3,528,519.30	0.00	0.00	0.00	3,528,519.30	3,528,519.30	0.00	0.00	0.00	3,528,519.30	0.00	14,801,480.70	0.00	0.00
PS		17,263,000.00	0.00	17,263,000.00	17,263,000.00	0.00	0.00	0.00	17,263,000.00	3,501,072.92	0.00	0.00	0.00	3,501,072.92	3,501,072.92	0.00	0.00	0.00	3,501,072.92	0.00	13,761,927.08	0.00	0.00
MOOE		1,067,000.00	0.00	1,067,000.00	1,067,000.00	0.00	0.00	0.00	1,067,000.00	27,446.38	0.00	0.00	0.00	27,446.38	27,446.38	0.00	0.00	0.00	27,446.38	0.00	1,039,553.62	0.00	0.00


Department : Other Executive Offices
 Agency/Entity : Games and Amusements Board
 Operating Unit : < not applicable >
 Organization Code (UACS) : 26 010 0000000
 Fund Cluster : 01 Regular Agency Fund


X	Current Year Appropriations
	Supplemental Appropriations
	Continuing Appropriations


(e.g. UACS Fund Cluster: 01-Regular Agency Fund, 02-Foreign Assisted Projects Fund, 03-Special Account-Locally Funded/Domestic Grants Fund, and 04-Special Account-Foreign Assisted/Foreign Grants Fund)

Particulars	UACS CODE	Appropriations			Allotments			Current Year Obligations					Current Year Disbursements					Balances						
		Authorized Appropriations	Adjustments(Transfers To/From, Modifications/Augmentations)	Adjusted Appropriations	Allotments Received	Adjustments(Reductions, Modifications/Augmentations)	Transfer To	Transfer From	Adjusted Total Allotments	1st Quarter Ending March 31	2nd Quarter Ending June 30	3rd Quarter Ending Sept. 30	4th Quarter Ending Dec. 31	TOTAL	1st Quarter Ending March 31	2nd Quarter Ending June 30	3rd Quarter Ending Sept. 30	4th Quarter Ending Dec. 31	TOTAL	Unreleased Appro	Unobligated Allotments	Unpaid Obligations(15-20)=(23+24)		
		3	4	5=(3+4)	6	7	8	9	10=[(6+(-7))-8+9]	11	12	13	14	15=(11+12+13+14)	11	17	18	19	20=(16+17+18+19)	21	22	23	24	
Sub-Total, Operations		59,490,000.00	0.00	59,490,000.00	59,490,000.00	0.00	0.00	0.00	59,490,000.00	9,050,001.07	0.00	0.00	0.00	9,050,001.07	9,050,001.07	0.00	0.00	0.00	0.00	9,050,001.07	0.00	50,439,998.93	0.00	0.00
PS		41,555,000.00	0.00	41,555,000.00	41,555,000.00	0.00	0.00	0.00	41,555,000.00	8,914,635.69	0.00	0.00	0.00	8,914,635.69	8,914,635.69	0.00	0.00	0.00	0.00	8,914,635.69	0.00	32,640,364.31	0.00	0.00
MOOE		17,935,000.00	0.00	17,935,000.00	17,935,000.00	0.00	0.00	0.00	17,935,000.00	135,365.38	0.00	0.00	0.00	135,365.38	135,365.38	0.00	0.00	0.00	0.00	135,365.38	0.00	17,799,634.62	0.00	0.00
FinEx (If Applicable)		0	0.00	0	0.00	0.00	0.00	0.00	0.00	0.00	0.00	0.00	0.00	0.00	0.00	0.00	0.00	0.00	0.00	0.00	0.00	0.00	0.00	0.00
CO		0	0.00	0	0.00	0.00	0.00	0.00	0.00	0.00	0.00	0.00	0.00	0.00	0.00	0.00	0.00	0.00	0.00	0.00	0.00	0.00	0.00	0.00
Sub-Total, I. Agency Specific Budget		166,355,000.00	0.00	166,355,000.00	166,355,000.00	0.00	0.00	0.00	166,355,000.00	21,040,644.26	0.00	0.00	0.00	21,040,644.26	21,040,644.26	0.00	0.00	0.00	0.00	21,040,644.26	0.00	145,314,355.74	0.00	0.00
PS		76,272,000.00	0.00	76,272,000.00	76,272,000.00	0.00	0.00	0.00	76,272,000.00	16,980,585.44	0.00	0.00	0.00	16,980,585.44	16,980,585.44	0.00	0.00	0.00	0.00	16,980,585.44	0.00	59,291,414.56	0.00	0.00
MOOE		71,285,000.00	0.00	71,285,000.00	71,285,000.00	0.00	0.00	0.00	71,285,000.00	4,060,058.82	0.00	0.00	0.00	4,060,058.82	4,060,058.82	0.00	0.00	0.00	0.00	4,060,058.82	0.00	67,224,941.18	0.00	0.00
FinEx (If Applicable)		0	0.00	0	0.00	0.00	0.00	0.00	0.00	0.00	0.00	0.00	0.00	0.00	0.00	0.00	0.00	0.00	0.00	0.00	0.00	0.00	0.00	0.00
CO		18,798,000.00	0.00	18,798,000.00	18,798,000.00	0.00	0.00	0.00	18,798,000.00	0.00	0.00	0.00	0.00	0.00	0.00	0.00	0.00	0.00	0.00	0.00	0.00	18,798,000.00	0.00	0.00
II. Automatic Appropriations		6,789,000.00	0.00	6,789,000.00	6,789,000.00	0.00	0.00	0.00	6,789,000.00	1,781,195.81	0.00	0.00	0.00	1,781,195.81	1,781,195.81	0.00	0.00	0.00	0.00	1,781,195.81	0.00	5,007,804.19	0.00	0.00
Specific Budgets of National Government Agencies		6,789,000.00	0.00	6,789,000.00	6,789,000.00	0.00	0.00	0.00	6,789,000.00	1,781,195.81	0.00	0.00	0.00	1,781,195.81	1,781,195.81	0.00	0.00	0.00	0.00	1,781,195.81	0.00	5,007,804.19	0.00	0.00
Retirement and Life Insurance Premiums		6,789,000.00	0.00	6,789,000.00	6,789,000.00	0.00	0.00	0.00	6,789,000.00	1,781,195.81	0.00	0.00	0.00	1,781,195.81	1,781,195.81	0.00	0.00	0.00	0.00	1,781,195.81	0.00	5,007,804.19	0.00	0.00
PS		6,789,000.00	0.00	6,789,000.00	6,789,000.00	0.00	0.00	0.00	6,789,000.00	1,781,195.81	0.00	0.00	0.00	1,781,195.81	1,781,195.81	0.00	0.00	0.00	0.00	1,781,195.81	0.00	5,007,804.19	0.00	0.00
Sub-Total II. Automatic Appropriations		6,789,000.00	0.00	6,789,000.00	6,789,000.00	0.00	0.00	0.00	6,789,000.00	1,781,195.81	0.00	0.00	0.00	1,781,195.81	1,781,195.81	0.00	0.00	0.00	0.00	1,781,195.81	0.00	5,007,804.19	0.00	0.00
PS		6,789,000.00	0.00	6,789,000.00	6,789,000.00	0.00	0.00	0.00	6,789,000.00	1,781,195.81	0.00	0.00	0.00	1,781,195.81	1,781,195.81	0.00	0.00	0.00	0.00	1,781,195.81	0.00	5,007,804.19	0.00	0.00
MOOE		0	0.00	0	0.00	0.00	0.00	0.00	0.00	0.00	0.00	0.00	0.00	0.00	0.00	0.00	0.00	0.00	0.00	0.00	0.00	0.00	0.00	0.00
FinEx		0	0.00	0	0.00	0.00	0.00	0.00	0.00	0.00	0.00	0.00	0.00	0.00	0.00	0.00	0.00	0.00	0.00	0.00	0.00	0.00	0.00	0.00
CO		0	0.00	0	0.00	0.00	0.00	0.00	0.00	0.00	0.00	0.00	0.00	0.00	0.00	0.00	0.00	0.00	0.00	0.00	0.00	0.00	0.00	0.00
IV. Reversion of the Unobligated Allotments charged against R.A. Nos. 11465 and 11494		0	0.00	0	0.00	0.00	0.00	0.00	0.00	0.00	0.00	0.00	0.00	0.00	0.00	0.00	0.00	0.00	0.00	0.00	0.00	0.00	0.00	0.00
GRAND TOTAL		173,144,000.00	0.00	173,144,000.00	173,144,000.00	0.00	0.00	0.00	173,144,000.00	22,821,840.07	0.00	0.00	0.00	22,821,840.07	22,821,840.07	0.00	0.00	0.00	0.00	22,821,840.07	0.00	150,322,159.93	0.00	0.00
PS		83,061,000.00	0.00	83,061,000.00	83,061,000.00	0.00	0.00	0.00	83,061,000.00	18,761,781.25	0.00	0.00	0.00	18,761,781.25	18,761,781.25	0.00	0.00	0.00	0.00	18,761,781.25	0.00	64,299,218.75	0.00	0.00
MOOE		71,285,000.00	0.00	71,285,000.00	71,285,000.00	0.00	0.00	0.00	71,285,000.00	4,060,058.82	0.00	0.00	0.00	4,060,058.82	4,060,058.82	0.00	0.00	0.00	0.00	4,060,058.82	0.00	67,224,941.18	0.00	0.00
CO		18,798,000.00	0.00	18,798,000.00	18,798,000.00	0.00	0.00	0.00	18,798,000.00	0.00	0.00	0.00	0.00	0.00	0.00	0.00	0.00	0.00	0.00	0.00	0.00	18,798,000.00	0.00	0.00
Recapitulation by OO:																								
I. Agency Specific Budget		59,490,000.00	0.00	59,490,000.00	59,490,000.00	0.00	0.00	0.00	59,490,000.00	9,050,001.07	0.00	0.00	0.00	9,050,001.07	9,050,001.07	0.00	0.00	0.00	0.00	9,050,001.07	0.00	50,439,998.93	0.00	0.00
PROFESSIONAL GAMES AND AMUSEMENTS REGULATORY PROGRAM		59,490,000.00	0.00	59,490,000.00	59,490,000.00	0.00	0.00	0.00	59,490,000.00	9,050,001.07	0.00	0.00	0.00	9,050,001.07	9,050,001.07	0.00	0.00	0.00	0.00	9,050,001.07	0.00	50,439,998.93	0.00	0.00


 JOSEPHINE E. ALFONSO
 Budget Officer
 Date: 2021-04-28 15:50:29


 ANNA MARIA O. FERNANDEZ
 Accountant
 Date: 2021-04-28 15:50:29


 OFELINA C. RETARDO
 Chief Administrative Officer
 Date: 2021-04-28 16:00:24


 ABRAHAM KAHIL B. MITRA
 Chairman
 Date: 2021-04-28 16:06:42