

MONTHLY REPORT OF DISBURSEMENTS
For the month of September 2021

Department **Other Executive Offices**
 Agency/Entity **Games and Amusements Board**
 Operating Unit **< not applicable >**
 Organization Code (UACS) **26 010 0000000**
 Fund Cluster **01 Regular Agency Fund**

Particulars	Current Year Budget					Prior Year's Budget											SUB-TOTAL	Trust Liabilities				Grand Total					Remarks	
	PS	MOOE	FinEx	CO	TOTAL	Prior Year's Accounts Payable					Current Year's Accounts Payable					TOT AL		PS	MOOE	CO	TOTAL	PS	MOOE	FinEx	CO	TOTAL		
						PS	MOOE	FinEx	CO	Sub-Tota	PS	MOOE	FinEx	CO	Sub-Tota													11=(7+8+9+10+11)
1	2	3	4	5	6=(2+3+4+5)	7	8	9	10	11	12	13	14	15	16	17	18=(6+17)	19	20	21	22	23	24	25	26	27	28	
CASH DISBURSEMENTS	5,961,579.44	1,532,348.25	0.00	13,996,000.00	21,489,927.69	0.00	0.00	0.00	0.00	0.00	0.00	0.00	0.00	0.00	0.00	0.00	21,489,927.69	0.00	0.00	0.00	0.00	5,961,579.44	1,532,348.25	0.00	13,996,000.00	21,489,927.69		
Notice of Cash Allocation (NCA)	5,961,579.44	1,532,348.25	0.00	13,996,000.00	21,489,927.69	0.00	0.00	0.00	0.00	0.00	0.00	0.00	0.00	0.00	0.00	0.00	21,489,927.69	0.00	0.00	0.00	0.00	5,961,579.44	1,532,348.25	0.00	13,996,000.00	21,489,927.69		
MDS Checks Issued	2,084,540.53	982,116.70	0.00	13,996,000.00	17,062,657.23	0.00	0.00	0.00	0.00	0.00	0.00	0.00	0.00	0.00	0.00	0.00	17,062,657.23	0.00	0.00	0.00	0.00	2,084,540.53	982,116.70	0.00	13,996,000.00	17,062,657.23		
Advice to Debit Account	3,877,038.91	550,231.55	0.00	0.00	4,427,270.46	0.00	0.00	0.00	0.00	0.00	0.00	0.00	0.00	0.00	0.00	0.00	4,427,270.46	0.00	0.00	0.00	0.00	3,877,038.91	550,231.55	0.00	0.00	4,427,270.46		
Notice of Transfer Allocations (NTA)	0.00	0.00	0.00	0.00	0.00	0.00	0.00	0.00	0.00	0.00	0.00	0.00	0.00	0.00	0.00	0.00	0.00	0.00	0.00	0.00	0.00	0.00	0.00	0.00	0.00	0.00	0.00	
MDS Checks Issued	0.00	0.00	0.00	0.00	0.00	0.00	0.00	0.00	0.00	0.00	0.00	0.00	0.00	0.00	0.00	0.00	0.00	0.00	0.00	0.00	0.00	0.00	0.00	0.00	0.00	0.00	0.00	
Advice to Debit Account	0.00	0.00	0.00	0.00	0.00	0.00	0.00	0.00	0.00	0.00	0.00	0.00	0.00	0.00	0.00	0.00	0.00	0.00	0.00	0.00	0.00	0.00	0.00	0.00	0.00	0.00	0.00	
Working Fund for FAPs	0.00	0.00	0.00	0.00	0.00	0.00	0.00	0.00	0.00	0.00	0.00	0.00	0.00	0.00	0.00	0.00	0.00	0.00	0.00	0.00	0.00	0.00	0.00	0.00	0.00	0.00	0.00	
Cash Disbursement Ceiling (CDC)	0.00	0.00	0.00	0.00	0.00	0.00	0.00	0.00	0.00	0.00	0.00	0.00	0.00	0.00	0.00	0.00	0.00	0.00	0.00	0.00	0.00	0.00	0.00	0.00	0.00	0.00	0.00	
TOTAL CASH DISBURSEMENTS	5,961,579.44	1,532,348.25	0.00	13,996,000.00	21,489,927.69	0.00	0.00	0.00	0.00	0.00	0.00	0.00	0.00	0.00	0.00	0.00	21,489,927.69	0.00	0.00	0.00	0.00	5,961,579.44	1,532,348.25	0.00	13,996,000.00	21,489,927.69		
NON-CASH DISBURSEMENTS	437,330.31	104,232.68	0.00	749,785.72	1,291,348.71	0.00	0.00	0.00	0.00	0.00	0.00	0.00	0.00	0.00	0.00	0.00	1,291,348.71	0.00	0.00	0.00	0.00	437,330.31	104,232.68	0.00	749,785.72	1,291,348.71		
Tax Remittance Advices Issued (TRA)	437,330.31	104,232.68	0.00	749,785.72	1,291,348.71	0.00	0.00	0.00	0.00	0.00	0.00	0.00	0.00	0.00	0.00	0.00	1,291,348.71	0.00	0.00	0.00	0.00	437,330.31	104,232.68	0.00	749,785.72	1,291,348.71		
Non-Cash Availment Authority (NCAA)	0.00	0.00	0.00	0.00	0.00	0.00	0.00	0.00	0.00	0.00	0.00	0.00	0.00	0.00	0.00	0.00	0.00	0.00	0.00	0.00	0.00	0.00	0.00	0.00	0.00	0.00	0.00	
Disbursements effected through outright deductions from claims (please specify...)	0.00	0.00	0.00	0.00	0.00	0.00	0.00	0.00	0.00	0.00	0.00	0.00	0.00	0.00	0.00	0.00	0.00	0.00	0.00	0.00	0.00	0.00	0.00	0.00	0.00	0.00	0.00	
Overpayment of expenses (e.g. personnel benefits)	0.00	0.00	0.00	0.00	0.00	0.00	0.00	0.00	0.00	0.00	0.00	0.00	0.00	0.00	0.00	0.00	0.00	0.00	0.00	0.00	0.00	0.00	0.00	0.00	0.00	0.00	0.00	
Restitution for loss of government property	0.00	0.00	0.00	0.00	0.00	0.00	0.00	0.00	0.00	0.00	0.00	0.00	0.00	0.00	0.00	0.00	0.00	0.00	0.00	0.00	0.00	0.00	0.00	0.00	0.00	0.00	0.00	
Liquidated damages and similar claims	0.00	0.00	0.00	0.00	0.00	0.00	0.00	0.00	0.00	0.00	0.00	0.00	0.00	0.00	0.00	0.00	0.00	0.00	0.00	0.00	0.00	0.00	0.00	0.00	0.00	0.00	0.00	
Others (TEF, BTr-Documentary Stamp Tax, etc.)	0.00	0.00	0.00	0.00	0.00	0.00	0.00	0.00	0.00	0.00	0.00	0.00	0.00	0.00	0.00	0.00	0.00	0.00	0.00	0.00	0.00	0.00	0.00	0.00	0.00	0.00	0.00	
TOTAL NON-CASH DISBURSEMENTS	437,330.31	104,232.68	0.00	749,785.72	1,291,348.71	0.00	0.00	0.00	0.00	0.00	0.00	0.00	0.00	0.00	0.00	0.00	1,291,348.71	0.00	0.00	0.00	0.00	437,330.31	104,232.68	0.00	749,785.72	1,291,348.71		
GRAND TOTAL	6,398,909.75	1,636,580.93	0.00	14,745,785.72	22,781,276.40	0.00	0.00	0.00	0.00	0.00	0.00	0.00	0.00	0.00	0.00	0.00	22,781,276.40	0.00	0.00	0.00	0.00	6,398,909.75	1,636,580.93	0.00	14,745,785.72	22,781,276.40		


r) **SUMMARY**

Particulars (1)	Previous Report (2)	This Month (3)	As at Date (4)
Total Disbursement Authorities Received	75,407,738.53	25,685,043.39	101,092,781.92
NCA	61,815,000.00	13,385,000.00	75,200,000.00
NTA	0.00	0.00	0.00
Working Fund	10,911,556.69	11,008,694.68	21,920,251.37
TRA	2,661,181.84	1,291,348.71	3,972,530.55
CDC	0.00	0.00	0.00
NCAA	0.00	0.00	0.00
Less: Notice of Transfer of Allocations (NTA)* issued	0.00	0.00	0.00
Total Disbursement Authorities Available	75,407,738.53	25,685,043.39	101,092,781.92
Less:	0.00	0.00	0.00
Lapsed NCA	0.00	2,903,766.99	2,903,766.99
Disbursements	45,567,675.15	22,781,276.40	68,348,951.55
Less: Other Non-Cash Disbursements	0.00	0.00	0.00
Disbursements effected through outright deductions from claims	0.00	0.00	0.00
Overpayment of expenses(e.g. personnel benefits)	0.00	0.00	0.00
Restitution for loss of government property	0.00	0.00	0.00
Liquidated damages and similar claims	0.00	0.00	0.00
Others (e.g. TEF, BTr, Docs Stamp, etc.)	0.00	0.00	0.00
Add/Less: Adjustments (e.g. cancelled/staled checks)	0.00	0.00	0.00
Balance of Disbursement Authorities as at date	29,840,063.38	0.00	29,840,063.38
Total Disbursements Program	75,407,738.53	22,781,276.40	98,189,014.93
Less: *Actual Disbursements	45,567,675.15	22,781,276.40	68,348,951.55
(Over)/Under spending	29,840,063.38	0.00	29,840,063.38


Notes: * The use of NTA is discouraged

Notes: ** Amounts should tally with the grand total disbursemnt (column 27).

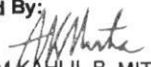
Certified Correct:


SUSANA A. COLES
 OIC, Accounting Section
 Date: 2021-11-03 09:31:11

Recommending Approval:


ROMMEL U. GUTIERREZ
 Supervising Administrative Officer
 Date: 2021-11-04 09:25:05

Approved By:


ABRAHAM KAHLIL B. MITRA
 Chairman
 Date: 2021-11-04 09:27:24