

**MONTHLY REPORT OF DISBURSEMENTS**  
**For the month of November 2021**

Department **Other Executive Offices**  
 Agency/Entity **Games and Amusements Board**  
 Operating Unit **< not applicable >**  
 Organization Code **26 010 000000**  
 (UACS)  
 Fund Cluster **01 Regular Agency Fund**


Particulars	Current Year Budget					Prior Year's Budget											SUB-TOTAL	Trust Liabilities				Grand Total					Remarks	
	PS	MOOE	FinEx	CO	TOTAL	Prior Year's Accounts Payable					Current Year's Accounts Payable					TOTAL		PS	MOOE	CO	TOTAL	PS	MOOE	FinEx	CO	TOTAL		
						PS	MOOE	FinEx	CO	Sub-Total	PS	MOOE	FinEx	CO	Sub-Total													
1	2	3	4	5	6=(2+3+4+5)	7	8	9	10	11=(7+8+9+10)	12	13	14	15	16=(12+13+14+15)	17=(11+16)	18=(6+17)	19	20	21	22=(19+20+21)	23	24	25	26	27=(23+24+25+26)	28	
CASH DISBURSEMENTS	9,873,282.04	4,741,322.53	0.00	0.00	14,614,604.57	0.00	0.00	0.00	0.00	0.00	0.00	0.00	0.00	0.00	0.00	0.00	14,614,604.57	0.00	0.00	0.00	0.00	9,873,282.04	4,741,322.53	0.00	0.00	14,614,604.57		
Notice of Cash Allocation (NCA)	9,873,282.04	4,741,322.53	0.00	0.00	14,614,604.57	0.00	0.00	0.00	0.00	0.00	0.00	0.00	0.00	0.00	0.00	0.00	14,614,604.57	0.00	0.00	0.00	0.00	9,873,282.04	4,741,322.53	0.00	0.00	14,614,604.57		
MDS Checks Issued	284,558.49	3,479,207.69	0.00	0.00	3,763,766.18	0.00	0.00	0.00	0.00	0.00	0.00	0.00	0.00	0.00	0.00	0.00	3,763,766.18	0.00	0.00	0.00	0.00	284,558.49	3,479,207.69	0.00	0.00	3,763,766.18		
Advice to Debit Account	9,588,723.55	1,262,114.84	0.00	0.00	10,850,838.39	0.00	0.00	0.00	0.00	0.00	0.00	0.00	0.00	0.00	0.00	0.00	10,850,838.39	0.00	0.00	0.00	0.00	9,588,723.55	1,262,114.84	0.00	0.00	10,850,838.39		
Notice of Transfer Allocations (NTA)	0.00	0.00	0.00	0.00	0.00	0.00	0.00	0.00	0.00	0.00	0.00	0.00	0.00	0.00	0.00	0.00	0.00	0.00	0.00	0.00	0.00	0.00	0.00	0.00	0.00	0.00	0.00	0.00
MDS Checks Issued	0.00	0.00	0.00	0.00	0.00	0.00	0.00	0.00	0.00	0.00	0.00	0.00	0.00	0.00	0.00	0.00	0.00	0.00	0.00	0.00	0.00	0.00	0.00	0.00	0.00	0.00	0.00	0.00
Advice to Debit Account	0.00	0.00	0.00	0.00	0.00	0.00	0.00	0.00	0.00	0.00	0.00	0.00	0.00	0.00	0.00	0.00	0.00	0.00	0.00	0.00	0.00	0.00	0.00	0.00	0.00	0.00	0.00	0.00
Working Fund for FAPs	0.00	0.00	0.00	0.00	0.00	0.00	0.00	0.00	0.00	0.00	0.00	0.00	0.00	0.00	0.00	0.00	0.00	0.00	0.00	0.00	0.00	0.00	0.00	0.00	0.00	0.00	0.00	0.00
Cash Disbursement Ceiling (CDC)	0.00	0.00	0.00	0.00	0.00	0.00	0.00	0.00	0.00	0.00	0.00	0.00	0.00	0.00	0.00	0.00	0.00	0.00	0.00	0.00	0.00	0.00	0.00	0.00	0.00	0.00	0.00	0.00
<b>TOTAL CASH DISBURSEMENTS</b>	<b>9,873,282.04</b>	<b>4,741,322.53</b>	<b>0.00</b>	<b>0.00</b>	<b>14,614,604.57</b>	<b>0.00</b>	<b>0.00</b>	<b>0.00</b>	<b>0.00</b>	<b>0.00</b>	<b>0.00</b>	<b>0.00</b>	<b>0.00</b>	<b>0.00</b>	<b>0.00</b>	<b>0.00</b>	<b>14,614,604.57</b>	<b>0.00</b>	<b>0.00</b>	<b>0.00</b>	<b>0.00</b>	<b>9,873,282.04</b>	<b>4,741,322.53</b>	<b>0.00</b>	<b>0.00</b>	<b>14,614,604.57</b>		
NON-CASH DISBURSEMENTS	607,423.38	145,602.92	0.00	0.00	753,026.30	0.00	0.00	0.00	0.00	0.00	0.00	0.00	0.00	0.00	0.00	0.00	753,026.30	0.00	0.00	0.00	0.00	607,423.38	145,602.92	0.00	0.00	753,026.30		
Tax Remittance Advices Issued (TRA)	607,423.38	145,602.92	0.00	0.00	753,026.30	0.00	0.00	0.00	0.00	0.00	0.00	0.00	0.00	0.00	0.00	0.00	753,026.30	0.00	0.00	0.00	0.00	607,423.38	145,602.92	0.00	0.00	753,026.30		
Non-Cash Availment Authority (NCAA)	0.00	0.00	0.00	0.00	0.00	0.00	0.00	0.00	0.00	0.00	0.00	0.00	0.00	0.00	0.00	0.00	0.00	0.00	0.00	0.00	0.00	0.00	0.00	0.00	0.00	0.00	0.00	0.00
Disbursements effected through outright deductions	0.00	0.00	0.00	0.00	0.00	0.00	0.00	0.00	0.00	0.00	0.00	0.00	0.00	0.00	0.00	0.00	0.00	0.00	0.00	0.00	0.00	0.00	0.00	0.00	0.00	0.00	0.00	0.00
Overpayment of expenses(e.g. personnel)	0.00	0.00	0.00	0.00	0.00	0.00	0.00	0.00	0.00	0.00	0.00	0.00	0.00	0.00	0.00	0.00	0.00	0.00	0.00	0.00	0.00	0.00	0.00	0.00	0.00	0.00	0.00	0.00
Restitution for loss of government property	0.00	0.00	0.00	0.00	0.00	0.00	0.00	0.00	0.00	0.00	0.00	0.00	0.00	0.00	0.00	0.00	0.00	0.00	0.00	0.00	0.00	0.00	0.00	0.00	0.00	0.00	0.00	0.00
Liquidated damages and similar claims	0.00	0.00	0.00	0.00	0.00	0.00	0.00	0.00	0.00	0.00	0.00	0.00	0.00	0.00	0.00	0.00	0.00	0.00	0.00	0.00	0.00	0.00	0.00	0.00	0.00	0.00	0.00	0.00
Others(TEF, BTr-Documentary Stamp Tax,	0.00	0.00	0.00	0.00	0.00	0.00	0.00	0.00	0.00	0.00	0.00	0.00	0.00	0.00	0.00	0.00	0.00	0.00	0.00	0.00	0.00	0.00	0.00	0.00	0.00	0.00	0.00	0.00
<b>TOTAL NON-CASH DISBURSEMENTS</b>	<b>607,423.38</b>	<b>145,602.92</b>	<b>0.00</b>	<b>0.00</b>	<b>753,026.30</b>	<b>0.00</b>	<b>0.00</b>	<b>0.00</b>	<b>0.00</b>	<b>0.00</b>	<b>0.00</b>	<b>0.00</b>	<b>0.00</b>	<b>0.00</b>	<b>0.00</b>	<b>0.00</b>	<b>753,026.30</b>	<b>0.00</b>	<b>0.00</b>	<b>0.00</b>	<b>0.00</b>	<b>607,423.38</b>	<b>145,602.92</b>	<b>0.00</b>	<b>0.00</b>	<b>753,026.30</b>		
<b>GRAND TOTAL</b>	<b>10,480,705.42</b>	<b>4,886,925.45</b>	<b>0.00</b>	<b>0.00</b>	<b>15,367,630.87</b>	<b>0.00</b>	<b>0.00</b>	<b>0.00</b>	<b>0.00</b>	<b>0.00</b>	<b>0.00</b>	<b>0.00</b>	<b>0.00</b>	<b>0.00</b>	<b>0.00</b>	<b>0.00</b>	<b>15,367,630.87</b>	<b>0.00</b>	<b>0.00</b>	<b>0.00</b>	<b>0.00</b>	<b>10,480,705.42</b>	<b>4,886,925.45</b>	<b>0.00</b>	<b>0.00</b>	<b>15,367,630.87</b>		

**SUMMARY**


Particulars	Previous Report	This Month	As at Date
(1)	(2)	(3)	(4)
Total Disbursement Authorities Received	101,714,037.39	42,827,165.23	144,541,202.62
NCA	75,200,000.00	24,959,132.00	100,159,132.00
NTA	0.00	0.00	0.00
Working Fund	21,920,251.37	17,115,006.93	39,035,258.30
TRA	4,593,786.02	753,026.30	5,346,812.32
CDC	0.00	0.00	0.00
NCAA	0.00	0.00	0.00
Less: Notice of Transfer of Allocations (NTA)* issued	0.00	0.00	0.00
Total Disbursement Authorities Available	101,714,037.39	42,827,165.23	144,541,202.62
Less:	0.00	0.00	0.00
Lapsed NCA	2,903,766.99	0.00	2,903,766.99
Disbursements	79,678,200.69	15,367,630.87	95,045,831.56
Less: Other Non-Cash Disbursements	0.00	0.00	0.00
Disbursements effected through outright deductions from claims	0.00	0.00	0.00
Overpayment of expenses(e.g. personnel benefits)	0.00	0.00	0.00
Restitution for loss of government property	0.00	0.00	0.00
Liquidated damages and similar claims	0.00	0.00	0.00
Others (e.g. TEF, BTr, Docs Stamp, etc.)	0.00	0.00	0.00
Add/Less: Adjustments (e.g. cancelled/staled checks)	0.00	0.00	0.00
Balance of Disbursement Authorities as at date	19,132,069.71	27,459,534.36	46,591,604.07
Total Disbursements Program	98,189,014.93	42,827,165.23	141,016,180.16
Less: *Actual Disbursements	68,348,951.55	15,367,630.87	83,716,582.42
(Over)/Under spending	29,840,063.38	27,459,534.36	57,299,597.74

Notes: \* The use of NTA is discouraged  
 Notes: \*\* Amounts should tally with the grand total


**Certified Correct:**

  
SUSANA A. COLES  
 OIC, Accounting Section  
 Date: 2022-01-19 13:26:58

**Recommending Approval:**

  
ROMMEL U. GUTIERREZ  
 Supervising Administrative Officer  
 Date: 2022-01-19 14:37:20

**Approved By:**

  
ABRAHAM KAHLIL B. MITRA  
 Chairman  
 Date: 2022-01-19 14:49:13