

STATEMENT OF APPROPRIATIONS, ALLOTMENTS, OBLIGATIONS, DISBURSEMENTS AND BALANCES
As at the Quarter Ending December 31, 2021

Department : Other Executive Offices
 Agency/Entity : Games and Amusements Board
 Operating Unit : < not applicable >
 Organization Code (UACS) : 26 010 0000000
 Fund Cluster : 01 Regular Agency Fund
 (e.g. UACS Fund Cluster: 01-Regular Agency Fund, 02-Foreign Assisted Projects Fund, 03-Special Account-Locally Funded/Domestic Grants Fund, and 04-Special Account-Foreign Assisted/Foreign Grants Fund)

X	Current Year
	Supplemental
	Continuing Appropriations

Particulars	UACS CODE	Appropriations			Allotments			Current Year Obligations							Current Year Disbursements					Balances			
		Authorized Appropriations	Adjustments(Transfers To/From, Modifications/Augmentations)	Adjusted Appropriations	Allotments Received	Adjustments(Reductions, Modifications/Augmentations)	Transfer To	Transfer From	Adjusted Total Allotments	1st Quarter Ending March 31	2nd Quarter Ending June 30	3rd Quarter Ending Sept. 30	4th Quarter Ending Dec. 31	TOTAL	1st Quarter Ending March 31	2nd Quarter Ending June 30	3rd Quarter Ending Sept. 30	4th Quarter Ending Dec. 31	TOTAL	Unreleased Appro	Unobligated Allotments	Unpaid Obligations(15-20)=(23-24)	
																						Due and Demandable	Not Yet Due and Demandable
1	2	3	4	5=(3+4)	6	7	8	9	10=[(6+(-)7)-8+9]	11	12	13	14	15=(11+12+13+14)	16	17	18	19	20=(16+17+18+19)	21	22	23	24
I. Agency Specific Budget		166,355,000.00	0.00	166,355,000.00	166,355,000.00	0.00	0.00	0.00	166,355,000.00	21,040,644.26	32,551,708.73	40,069,375.03	48,283,859.01	141,945,587.03	21,040,644.26	32,551,708.73	40,069,375.03	39,250,167.53	132,911,895.55	0.00	24,409,412.97	0.00	9,033,691.48
General Administration and Support	1000000000000000	106,865,000.00	0.00	106,865,000.00	106,865,000.00	0.00	0.00	0.00	106,865,000.00	11,996,343.19	20,176,875.92	29,061,744.51	35,203,622.82	96,438,586.44	11,996,343.19	20,176,875.92	29,061,744.51	26,169,931.34	87,404,894.96	0.00	10,426,413.56	0.00	9,033,691.48
General management and supervision	1000001000010000	105,602,000.00	0.00	105,602,000.00	105,602,000.00	0.00	0.00	0.00	105,602,000.00	11,996,343.19	20,176,875.92	29,040,147.41	35,007,499.83	96,220,866.35	11,996,343.19	20,176,875.92	29,040,147.41	26,070,955.42	87,284,321.94	0.00	9,381,133.65	0.00	8,936,544.41
PS		33,454,000.00	3,962,500.00	37,416,500.00	33,454,000.00	3,962,500.00	0.00	0.00	37,416,500.00	8,065,949.75	14,898,343.31	7,481,451.22	6,968,329.90	37,414,074.18	8,065,949.75	14,898,343.31	7,481,451.22	6,686,652.29	37,132,396.57	0.00	2,425.82	0.00	281,677.61
MOOE		53,350,000.00	(3,962,500.00)	49,387,500.00	53,350,000.00	(3,962,500.00)	0.00	0.00	49,387,500.00	3,930,393.44	5,148,932.61	7,172,696.19	23,960,844.93	40,212,867.17	3,930,393.44	5,148,932.61	7,172,696.19	15,305,978.13	31,558,000.37	0.00	9,174,632.83	0.00	8,654,866.80
CO		18,798,000.00	0.00	18,798,000.00	18,798,000.00	0.00	0.00	0.00	18,798,000.00	0.00	129,600.00	14,386,000.00	4,078,325.00	18,593,925.00	0.00	129,600.00	14,386,000.00	4,078,325.00	18,593,925.00	0.00	204,075.00	0.00	0.00
Administration of Personnel Benefits	1000001000020000	1,263,000.00	0.00	1,263,000.00	1,263,000.00	0.00	0.00	0.00	1,263,000.00	0.00	0.00	21,597.10	196,122.99	217,720.09	0.00	0.00	21,597.10	98,975.92	120,573.02	0.00	1,045,279.91	0.00	97,147.07
PS		1,263,000.00	0.00	1,263,000.00	1,263,000.00	0.00	0.00	0.00	1,263,000.00	0.00	0.00	21,597.10	196,122.99	217,720.09	0.00	0.00	21,597.10	98,975.92	120,573.02	0.00	1,045,279.91	0.00	97,147.07
Sub-Total, General Administration and Support		106,865,000.00	0.00	106,865,000.00	106,865,000.00	0.00	0.00	0.00	106,865,000.00	11,996,343.19	20,176,875.92	29,061,744.51	35,203,622.82	96,438,586.44	11,996,343.19	20,176,875.92	29,061,744.51	26,169,931.34	87,404,894.96	0.00	10,426,413.56	0.00	9,033,691.48
PS		34,717,000.00	3,962,500.00	38,679,500.00	34,717,000.00	3,962,500.00	0.00	0.00	38,679,500.00	8,065,949.75	14,898,343.31	7,503,048.32	7,164,452.89	37,631,794.27	8,065,949.75	14,898,343.31	7,503,048.32	6,785,628.21	37,252,969.59	0.00	1,047,705.73	0.00	378,824.68
MOOE		53,350,000.00	(3,962,500.00)	49,387,500.00	53,350,000.00	(3,962,500.00)	0.00	0.00	49,387,500.00	3,930,393.44	5,148,932.61	7,172,696.19	23,960,844.93	40,212,867.17	3,930,393.44	5,148,932.61	7,172,696.19	15,305,978.13	31,558,000.37	0.00	9,174,632.83	0.00	8,654,866.80
FinEx (if Applicable)		0.00	0.00	0.00	0.00	0.00	0.00	0.00	0.00	0.00	0.00	0.00	0.00	0.00	0.00	0.00	0.00	0.00	0.00	0.00	0.00	0.00	0.00
CO		18,798,000.00	0.00	18,798,000.00	18,798,000.00	0.00	0.00	0.00	18,798,000.00	0.00	129,600.00	14,386,000.00	4,078,325.00	18,593,925.00	0.00	129,600.00	14,386,000.00	4,078,325.00	18,593,925.00	0.00	204,075.00	0.00	0.00
Operations	3000000000000000	59,490,000.00	0.00	59,490,000.00	59,490,000.00	0.00	0.00	0.00	59,490,000.00	9,044,301.07	12,374,832.81	11,007,630.52	13,080,236.19	45,507,000.59	9,044,301.07	12,374,832.81	11,007,630.52	13,080,236.19	45,507,000.59	0.00	13,982,999.41	0.00	0.00
OO : Fair and safe professional sports and games developed		59,490,000.00	0.00	59,490,000.00	59,490,000.00	0.00	0.00	0.00	59,490,000.00	9,044,301.07	12,374,832.81	11,007,630.52	13,080,236.19	45,507,000.59	9,044,301.07	12,374,832.81	11,007,630.52	13,080,236.19	45,507,000.59	0.00	13,982,999.41	0.00	0.00
PROFESSIONAL GAMES AND AMUSEMENTS REGULATORY PROGRAM		59,490,000.00	0.00	59,490,000.00	59,490,000.00	0.00	0.00	0.00	59,490,000.00	9,044,301.07	12,374,832.81	11,007,630.52	13,080,236.19	45,507,000.59	9,044,301.07	12,374,832.81	11,007,630.52	13,080,236.19	45,507,000.59	0.00	13,982,999.41	0.00	0.00
Supervision of Professional Games and Amusements	3101001000010000	41,160,000.00	0.00	41,160,000.00	41,160,000.00	0.00	0.00	0.00	41,160,000.00	5,515,781.77	7,477,587.91	7,058,158.91	7,125,472.00	27,177,000.59	5,515,781.77	7,477,587.91	7,058,158.91	7,125,472.00	27,177,000.59	0.00	13,982,999.41	0.00	0.00
PS		24,292,000.00	0.00	24,292,000.00	24,292,000.00	0.00	0.00	0.00	24,292,000.00	5,413,562.77	7,223,217.70	5,854,211.26	5,801,008.27	24,292,000.00	5,413,562.77	7,223,217.70	5,854,211.26	5,801,008.27	24,292,000.00	0.00	0.00	0.00	0.00
MOOE		16,868,000.00	0.00	16,868,000.00	16,868,000.00	0.00	0.00	0.00	16,868,000.00	102,219.00	254,370.21	1,203,947.65	1,324,463.73	2,885,000.59	102,219.00	254,370.21	1,203,947.65	1,324,463.73	2,885,000.59	0.00	13,982,999.41	0.00	0.00
Supervision of Betting During Horse Racing	3101001000020000	18,330,000.00	0.00	18,330,000.00	18,330,000.00	0.00	0.00	0.00	18,330,000.00	3,528,519.30	4,897,244.90	3,949,471.61	5,954,764.19	18,330,000.00	3,528,519.30	4,897,244.90	3,949,471.61	5,954,764.19	18,330,000.00	0.00	0.00	0.00	0.00
PS		17,263,000.00	0.00	17,263,000.00	17,263,000.00	0.00	0.00	0.00	17,263,000.00	3,501,072.92	4,805,975.21	3,727,152.14	5,228,799.73	17,263,000.00	3,501,072.92	4,805,975.21	3,727,152.14	5,228,799.73	17,263,000.00	0.00	0.00	0.00	0.00
MOOE		1,067,000.00	0.00	1,067,000.00	1,067,000.00	0.00	0.00	0.00	1,067,000.00	27,446.38	91,269.69	222,319.47	725,964.46	1,067,000.00	27,446.38	91,269.69	222,319.47	725,964.46	1,067,000.00	0.00	0.00	0.00	0.00

Department : Other Executive Offices
 Agency/Entity : Games and Amusements Board
 Operating Unit : < not applicable >
 Organization Code (UACS) : 26 010 0000000
 Fund Cluster : 01 Regular Agency Fund

X	Current Year
	Supplemental
	Continuing Appropriations

(e.g. UACS Fund Cluster: 01-Regular Agency Fund, 02-Foreign Assisted Projects Fund, 03-Special Account-Locally Funded/Domestic Grants Fund, and 04-Special Account-Foreign Assisted/Foreign Grants Fund)

Particulars	UACS CODE	Appropriations			Allotments					Current Year Obligations					Current Year Disbursements					Balances			
		Authorized Appropriations	Adjustments(Transfers To/From, Modifications/Augmentations)	Adjusted Appropriations	Allotments Received	Adjustments(Reductions, Modifications/Augmentations)	Transfer To	Transfer From	Adjusted Total Allotments	1st Quarter Ending March 31	2nd Quarter Ending June 30	3rd Quarter Ending Sept. 30	4th Quarter Ending Dec. 31	TOTAL	1st Quarter Ending March 31	2nd Quarter Ending June 30	3rd Quarter Ending Sept. 30	4th Quarter Ending Dec. 31	TOTAL	Unreleased Appro	Unobligated Allotments	Unpaid Obligations(15-20)=(23+24)	
																						Due and Demandable	Not Yet Due and Demandable
1	2	3	4	5=(3+4)	6	7	8	9	10=[(6+(-)7)-8+9]	11	12	13	14	15=(11+12+13+14)	16	17	18	19	20=(16+17+18+19)	21	22	23	24
PS		83,061,000.00	16,027,747.00	99,088,747.00	83,470,770.00	15,617,977.00	0.00	0.00	99,088,747.00	18,761,781.25	28,724,913.54	18,874,608.55	31,527,813.79	97,889,117.13	18,761,781.25	28,724,913.54	18,874,608.55	31,148,989.11	97,510,292.45	0.00	1,199,629.87	0.00	378,824.68
MOOE		71,285,000.00	(3,962,500.00)	67,322,500.00	71,285,000.00	(3,962,500.00)	0.00	0.00	67,322,500.00	4,060,058.82	5,494,572.51	8,598,963.31	26,011,273.12	44,164,867.76	4,060,058.82	5,494,572.51	8,598,963.31	17,356,406.32	35,510,000.96	0.00	23,157,632.24	0.00	8,654,866.80
CO		18,798,000.00	0.00	18,798,000.00	18,798,000.00	0.00	0.00	0.00	18,798,000.00	0.00	129,600.00	14,386,000.00	4,078,325.00	18,593,925.00	0.00	129,600.00	14,386,000.00	4,078,325.00	18,593,925.00	0.00	204,075.00	0.00	0.00
Recapitulation by OO:																							
Agency Specific Budget		59,490,000.00	0.00	59,490,000.00	59,490,000.00	0.00	0.00	0.00	59,490,000.00	9,044,301.07	12,374,832.81	11,007,630.52	13,080,236.19	45,507,000.59	9,044,301.07	12,374,832.81	11,007,630.52	13,080,236.19	45,507,000.59	0.00	13,982,999.41	0.00	0.00
PROFESSIONAL GAMES AND AMUSEMENTS REGULATORY PROGRAM		59,490,000.00	0.00	59,490,000.00	59,490,000.00	0.00	0.00	0.00	59,490,000.00	9,044,301.07	12,374,832.81	11,007,630.52	13,080,236.19	45,507,000.59	9,044,301.07	12,374,832.81	11,007,630.52	13,080,236.19	45,507,000.59	0.00	13,982,999.41	0.00	0.00

Certified Correct:

JOSEPHINE P. ALFONSO

Acting Chief, Budget Section

Date: 2022-02-01 15:42:59

Certified Correct:

SUSANA A. COLES

OIC, Accounting Section

Date: 2022-02-01 15:42:59

Recommending Approval:

ROMMEL J. GUTIERREZ

Acting Chief, Administrative and Finance Division

Date: 2022-02-01 15:45:34

Approved By:

ABRAHAM RAFFLE B. MITRA

Chairman


Date: 2022-02-01 15:51:13


STATEMENT OF APPROPRIATIONS, ALLOTMENTS, OBLIGATIONS, DISBURSEMENTS AND BALANCES
As at the Quarter Ending December 31, 2021
FY 2020 CONTINUING APPROPRIATIONS


Department: Other Executive Offices
 Agency: Games and Amusements Board
 Operating Unit: < not applicable >
 Organization Code (UACS) : 26 010 0000000
 Fund Cluster: 01 Regular Agency Fund
 (e.g. UACS Fund Cluster: 01-Regular Agency Fund, 02-Foreign Assisted Projects Fund, 03-Special Account-Locally Funded/Domestic Grants Fund, and 04-


	Current Year Appropriations
	Supplemental Appropriations
X	Continuing Appropriations

Particulars	UACS CODE	Appropriations			Allotments					Current Year Obligations					Current Year Disbursements					Balances				
		Authorized Appropriations	Adjustments (Transfer)	Adjusted Appropriations	Allotments Received	Adjustments (Withdrawal)	Transfer To	Transfer From	Adjusted Total Allotments	1st Quarter Ending March 31	2nd Quarter Ending June 30	3rd Quarter Ending Sept. 30	4th Quarter Ending Dec. 31	TOTAL	1st Quarter Ending March	2nd Quarter Ending June 30	3rd Quarter Ending Sept. 30	4th Quarter Ending Dec. 31	TOTAL	Unreleased Appro	Unobligated Allotments	Unpaid Obligations		
																						Due and Demandable	Not Yet Due and	
1	2	3	4	5=(3+4)	6	7	8	9	10=[(6+(-)7)-8+9]	11	12	13	14	15=(11+12+13+14)	16	17	18	19	20=(16+17+18+19)	21=(5-10)	22=(10-15)	23	24	
I. Continuing Appropriations		0	0	0	0	0	0	0	0	0	0	0	0	0	0	0	0	0	0	0	0	0	0	0
I. Agency Specific Budget		-	-	-	-	-	0	0	0	-	-	-	-	0	-	-	-	-	-	-	0	0	0	0
PS		-	-	-	-	-	-	-	-	-	-	-	-	0	-	-	-	-	-	-	0	-	0	0
MOOE		-	-	-	-	0	0	0	-	0	0	0	0	0	0	0	0	0	0	0	0	-	0	0
CO		4,150,000.00	-	4,150,000.00	4,150,000.00	0	0	0	4,150,000.00	0	0	0	0	0	0	0	0	0	0	0	0	-	0	0
GRAND TOTAL		4,150,000.00	-	4,150,000.00	4,150,000.00	0	0	0	4,150,000.00	0	0	0	0	0	0	0	0	0	0	0	0	-	0	0
PS		-	-	-	-	0	0	0	-	-	0	0	0	-	-	0	0	0	-	0	-	0	0	0
MOOE		-	-	-	-	0	0	0	-	0	0	0	0	0	0	0	0	0	0	0	0	-	0	0
FinEx (if Applicable)						0	0	0	4,150,000.00	0	0	0	0	0	0	0	0	0	0	0	0	-	0	0
CO		4,150,000.00	-	4,150,000.00	4,150,000.00	0	0	0	0	0	0	0	0	0	0	0	0	0	0	0	0	-	0	0


 JOSEPHINE E. ALFONSO
 Acting Chief, Budget Section
 Date: 2022-02-01


 SUSANA A. COLES
 Acting Chief, Accounting Section
 Date: 2022-02-01


 ROMMEL U. GUTIERREZ
 Acting Chief, Administrative and Finance Division
 Date: 2022-02-01


 ABRAHAM KAHLIL B. MITRA
 CHAIRMAN
 Date 2022-02-01