

MONTHLY REPORT OF DISBURSEMENTS

For the month of February 2022

Department: Other Executive Offices
 Agency/Entity: Games and Amusements Board
 Operating Unit: < not applicable >
 Organization Code (UACS): 26 010 000000
 Fund Cluster: 01 Regular Agency Fund


Particulars	Current Year Budget					Prior Year's Budget											SUB-TOTAL	Trust Liabilities				Grand Total					Remarks	
	PS	MOOE	FinEx	CO	TOTAL	Prior Year's Accounts Payable					Current Year's Accounts Payable							TOTAL	PS	MOOE	CO	TOTAL	PS	MOOE	FinEx	CO		TOTAL
						PS	MOOE	FinEx	CO	Sub-Total	PS	MOOE	FinEx	CO	Sub-Total													
1	2	3	4	5	6=(2+3+4+5)	7	8	9	10	11=(7+8+9+10)	12	13	14	15	16=(12+13+14+15)	17=(11+16)	18=(6+17)	19	20	21	22=(19+20+21)	23	24	25	26	27=(23+24+25+26)	28	
CASH DISBURSEMENTS	5,243,790.77	1,512,823.33	0.00	605,619.65	7,362,233.75	3,354,684.84	31,780.26	0.00	0.00	3,386,465.10	0.00	0.00	0.00	0.00	0.00	3,386,465.10	10,748,698.85	0.00	0.00	0.00	0.00	8,598,475.61	1,544,603.59	0.00	605,619.65	10,748,698.85		
Notice of Cash Allocation (NCA)	5,243,790.77	1,512,823.33	0.00	605,619.65	7,362,233.75	3,354,684.84	31,780.26	0.00	0.00	3,386,465.10	0.00	0.00	0.00	0.00	0.00	3,386,465.10	10,748,698.85	0.00	0.00	0.00	0.00	8,598,475.61	1,544,603.59	0.00	605,619.65	10,748,698.85		
MDS Checks Issued	1,796,411.84	1,140,879.61	0.00	605,619.65	3,542,911.10	0.00	31,780.26	0.00	0.00	31,780.26	0.00	0.00	0.00	0.00	0.00	31,780.26	3,574,691.36	0.00	0.00	0.00	0.00	1,796,411.84	1,172,659.87	0.00	605,619.65	3,574,691.36		
Advice to Debit Account	3,447,378.93	371,943.72	0.00	0.00	3,819,322.65	3,354,684.84	0.00	0.00	0.00	3,354,684.84	0.00	0.00	0.00	0.00	0.00	3,354,684.84	7,174,007.49	0.00	0.00	0.00	0.00	6,802,063.77	371,943.72	0.00	0.00	7,174,007.49		
Notice of Transfer Allocations (NTA)	0.00	0.00	0.00	0.00	0.00	0.00	0.00	0.00	0.00	0.00	0.00	0.00	0.00	0.00	0.00	0.00	0.00	0.00	0.00	0.00	0.00	0.00	0.00	0.00	0.00	0.00	0.00	
MDS Checks Issued	0.00	0.00	0.00	0.00	0.00	0.00	0.00	0.00	0.00	0.00	0.00	0.00	0.00	0.00	0.00	0.00	0.00	0.00	0.00	0.00	0.00	0.00	0.00	0.00	0.00	0.00	0.00	
Advice to Debit Account	0.00	0.00	0.00	0.00	0.00	0.00	0.00	0.00	0.00	0.00	0.00	0.00	0.00	0.00	0.00	0.00	0.00	0.00	0.00	0.00	0.00	0.00	0.00	0.00	0.00	0.00	0.00	
Working Fund for FAPs	0.00	0.00	0.00	0.00	0.00	0.00	0.00	0.00	0.00	0.00	0.00	0.00	0.00	0.00	0.00	0.00	0.00	0.00	0.00	0.00	0.00	0.00	0.00	0.00	0.00	0.00	0.00	
Cash Disbursement Ceiling (CDC)	0.00	0.00	0.00	0.00	0.00	0.00	0.00	0.00	0.00	0.00	0.00	0.00	0.00	0.00	0.00	0.00	0.00	0.00	0.00	0.00	0.00	0.00	0.00	0.00	0.00	0.00	0.00	
TOTAL CASH DISBURSEMENTS	5,243,790.77	1,512,823.33	0.00	605,619.65	7,362,233.75	3,354,684.84	31,780.26	0.00	0.00	3,386,465.10	0.00	0.00	0.00	0.00	0.00	3,386,465.10	10,748,698.85	0.00	0.00	0.00	0.00	8,598,475.61	1,544,603.59	0.00	605,619.65	10,748,698.85		
NON-CASH DISBURSEMENTS	311,300.76	50,161.44	0.00	34,280.35	395,742.55	0.00	1,143.75	0.00	0.00	1,143.75	0.00	0.00	0.00	0.00	0.00	1,143.75	396,886.30	0.00	0.00	0.00	0.00	311,300.76	51,305.19	0.00	34,280.35	396,886.30		
Tax Remittance Advices Issued (TRA)	311,300.76	50,161.44	0.00	34,280.35	395,742.55	0.00	1,143.75	0.00	0.00	1,143.75	0.00	0.00	0.00	0.00	0.00	1,143.75	396,886.30	0.00	0.00	0.00	0.00	311,300.76	51,305.19	0.00	34,280.35	396,886.30		
Non-Cash Availment Authority (NCAA)	0.00	0.00	0.00	0.00	0.00	0.00	0.00	0.00	0.00	0.00	0.00	0.00	0.00	0.00	0.00	0.00	0.00	0.00	0.00	0.00	0.00	0.00	0.00	0.00	0.00	0.00	0.00	
Disbursements effected through outright deductions from claims (please specify...)	0.00	0.00	0.00	0.00	0.00	0.00	0.00	0.00	0.00	0.00	0.00	0.00	0.00	0.00	0.00	0.00	0.00	0.00	0.00	0.00	0.00	0.00	0.00	0.00	0.00	0.00	0.00	
Overpayment of expenses(e.g. personnel benefits)	0.00	0.00	0.00	0.00	0.00	0.00	0.00	0.00	0.00	0.00	0.00	0.00	0.00	0.00	0.00	0.00	0.00	0.00	0.00	0.00	0.00	0.00	0.00	0.00	0.00	0.00	0.00	
Restitution for loss of government property	0.00	0.00	0.00	0.00	0.00	0.00	0.00	0.00	0.00	0.00	0.00	0.00	0.00	0.00	0.00	0.00	0.00	0.00	0.00	0.00	0.00	0.00	0.00	0.00	0.00	0.00	0.00	
Liquidated damages and similar claims	0.00	0.00	0.00	0.00	0.00	0.00	0.00	0.00	0.00	0.00	0.00	0.00	0.00	0.00	0.00	0.00	0.00	0.00	0.00	0.00	0.00	0.00	0.00	0.00	0.00	0.00	0.00	
Others(TEF, BTr-Documentary Stamp Tax, etc.)	0.00	0.00	0.00	0.00	0.00	0.00	0.00	0.00	0.00	0.00	0.00	0.00	0.00	0.00	0.00	0.00	0.00	0.00	0.00	0.00	0.00	0.00	0.00	0.00	0.00	0.00	0.00	
TOTAL NON-CASH DISBURSEMENTS	311,300.76	50,161.44	0.00	34,280.35	395,742.55	0.00	1,143.75	0.00	0.00	1,143.75	0.00	0.00	0.00	0.00	0.00	1,143.75	396,886.30	0.00	0.00	0.00	0.00	311,300.76	51,305.19	0.00	34,280.35	396,886.30		
GRAND TOTAL	5,555,091.53	1,562,984.77	0.00	639,900.00	7,757,976.30	3,354,684.84	32,924.01	0.00	0.00	3,387,608.85	0.00	0.00	0.00	0.00	0.00	3,387,608.85	11,145,585.15	0.00	0.00	0.00	0.00	8,909,776.37	1,595,908.78	0.00	639,900.00	11,145,585.15		

SUMMARY


Particulars	Previous Report	This Month	As at Date
(1)	(2)	(3)	(4)
Total Disbursement Authorities Received	9,921,912.24	11,595,029.62	21,516,941.86
NCA	9,597,000.00	8,647,000.00	18,244,000.00
NTA	0.00	0.00	0.00
Working Fund	0.00	2,551,143.32	2,551,143.32
TRA	324,912.24	396,886.30	721,798.54
CDC	0.00	0.00	0.00
NCAA	0.00	0.00	0.00
Less: Notice of Transfer of Allocations (NTA)* Issued	0.00	0.00	0.00
Total Disbursement Authorities Available	9,921,912.24	11,595,029.62	21,516,941.86
Less:	0.00	0.00	0.00
Lapsed NCA	0.00	0.00	0.00
Disbursements	9,370,768.92	11,145,585.15	20,516,354.07
Less: Other Non-Cash Disbursements	0.00	0.00	0.00
Disbursements effected through outright deductions from claims	0.00	0.00	0.00
Overpayment of expenses(e.g. personnel benefits)	0.00	0.00	0.00
Restitution for loss of government property	0.00	0.00	0.00
Liquidated damages and similar claims	0.00	0.00	0.00
Others (e.g. TEF, BTr, Docs Stamp, etc.)	0.00	0.00	0.00
Add/Less: Adjustments (e.g. cancelled/staled checks)	0.00	0.00	0.00
Balance of Disbursement Authorities as at date	551,143.32	449,444.47	1,000,587.79
Total Disbursements Program	9,921,912.24	11,595,029.62	21,516,941.86
Less: *Actual Disbursements	7,370,768.92	11,145,585.15	18,516,354.07
(Over)/Under spending	2,551,143.32	449,444.47	3,000,587.79

Notes: * The use of NTA is discouraged
 Notes: ** Amounts should tally with the grand total disbursemt (column 27).


Certified Correct:


SUSANA A. COLES
 OIC, Accounting Section

Recommending Approval:


ROMMEL U. GUTIERREZ
 Chief Administrative Officer

Approved By:


EDUARD B. TRINIDAD
 Commisioner